

Police complaints information bulletin

Reporting Period: 01 April 2020 - 31 March 2021 (Q4 2020/21)

Appropriate Authority: South Yorkshire



Most Similar Force (MSF) Group: Northumbria, West Yorkshire, South Yorkshire, Nottinghamshire, Lancashire, Bedfordshire, Kent, South Wales

About this bulletin

This bulletin presents information about complaints defined under the *Police Reform Act 2002 (PRA 2002)*, as amended by the *Police and Crime Act 2017*. The new legislation came into effect on 1 February 2020 (4 January 2021 for the British Transport Police).

It sets out performance against a number of measures and compares force results to their most similar force (MSF) group and with the overall result for all forces (national).

Data relating to complaints made prior to 1 February 2020 will be reported separately and in line with the previous performance framework

Please note: data about complaints handled outside of Schedule 3 to the *PRA 2002* by Bedfordshire Police, Cambridgeshire Constabulary, Hertfordshire Constabulary and Northumbria Police is not included in this bulletin because of technical issues. This will have an effect on the MSF averages, which include these forces, and national figures. The IOPC is working with these forces to ensure reporting of these complaint cases is possible in the future.

Contents

Section A1.1: complaint cases and allegations logged – timeliness and per 1,000 employees

Section A1.2: allegations logged – what has been complained about

Section A1.3: allegations logged – what has been complained about – top five allegation categories and their subcategories

Section A1.4: allegations logged – what has been complained about (category) and the situational context of allegations (factors)

Section A2: how complaint cases and allegations have been handled

Section A3.1: complaints cases finalised - timeliness

Section A3.2: allegations finalised – how they have been handled and timeliness

Section A4.1: allegation decisions – by how they were handled

Section A4.2: allegation decisions – by what was complained about (category)

Section B.1: investigations (all investigation types) – timeliness

Section B.2: investigations (by type of investigation) - timeliness

Section C: referrals

Section D1: reviews received

Section D2: reviews timeliness

Section D3: decisions on reviews

Section E1.1: allegation actions – on complaint cases handled outside of Schedule 3

Section E1.2: allegation actions – on complaint cases handled under Schedule 3

Section E2: focus on RPRP, UPP, misconduct and criminal outcomes (for complaint cases handled under Schedule 3)

Notes

Acronyms used in this bulletin

Select an authority

- Select all
- Avon And Somerset
- Bedfordshire
- British Transport
- Cambridgeshire
- Cheshire
- City of London
- Cleveland
- Cumbria
- Derbyshire
- Devon And Cornwall
- Dorset
- Durham
- Dyfed-Powys
- Essex
- Gloucestershire
- Greater Manchester
- Gwent
- Hampshire
- Hertfordshire
- Humberside
- Kent
- Lancashire
- Leicestershire
- Lincolnshire
- Merseyside
- Metropolitan
- National
- Norfolk
- North Wales
- North Yorkshire
- Northamptonshire
- Northumbria
- Nottinghamshire

Select snapshot date

- Q3 FY 2020/21
- Q4 FY 2013/14
- Q4 FY 2014/15
- Q4 FY 2015/16
- Q4 FY 2016/17
- Q4 FY 2017/18
- Q4 FY 2018/19
- Q4 FY 2019/20
- Q4 FY 2020/21

Select reporting period

- 2020/21
- 2019/20
- 2018/19
- 2017/18
- 2016/17
- 2015/16
- 2014/15
- 2013/14
- 2012/13
- 2011/12
- 2010/11
- 2009/10

Select PCA 2017

- (Blank)
- no
- yes

Select publication data

- Exclude
- Include

Section A1.1: complaint cases and allegations logged – timeliness and per 1,000 employees

Average number of working days...	To contact customers		To log complaint cases	
	Initial handling performance	Customer perspective	Initial handling performance	Customer perspective
Force	16	16	15	16
MSF Average	5	6	6	6
National	7	7	6	6

Please note: average times presented in the above table are rounded to the nearest whole number. In comparison, the charts below present the exact result.

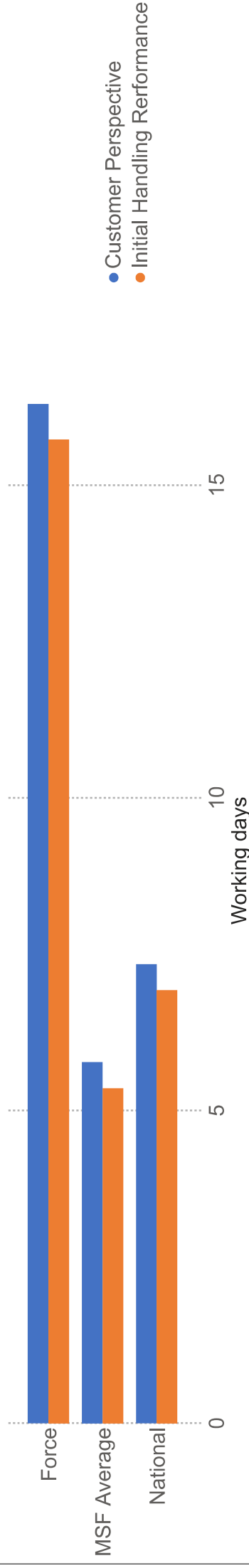
	Force	MSF Average	National
No. of allegations logged per 1,000 employees	323	473	467
No. of complaint cases logged per 1,000 employees	185	284	290

Notes

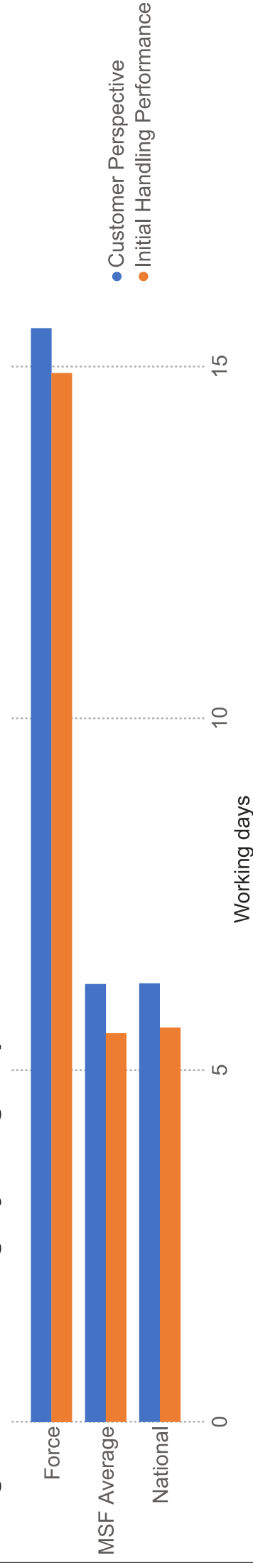
This section presents information relating to the force's contact with customers and their initial handling of the complaint cases. It shows how long, on average it takes from the customer's perspective from when they made the complaint, and the force's performance of the initial handling from when it received the complaint.

Complaint cases with 'invalid dates' have been removed from timeliness measures. Please refer to the performance framework counting rules and calculations on the [LOPC website](#) for explanations of customer perspective, initial handling and invalid dates.

Average number of working days to contact customers

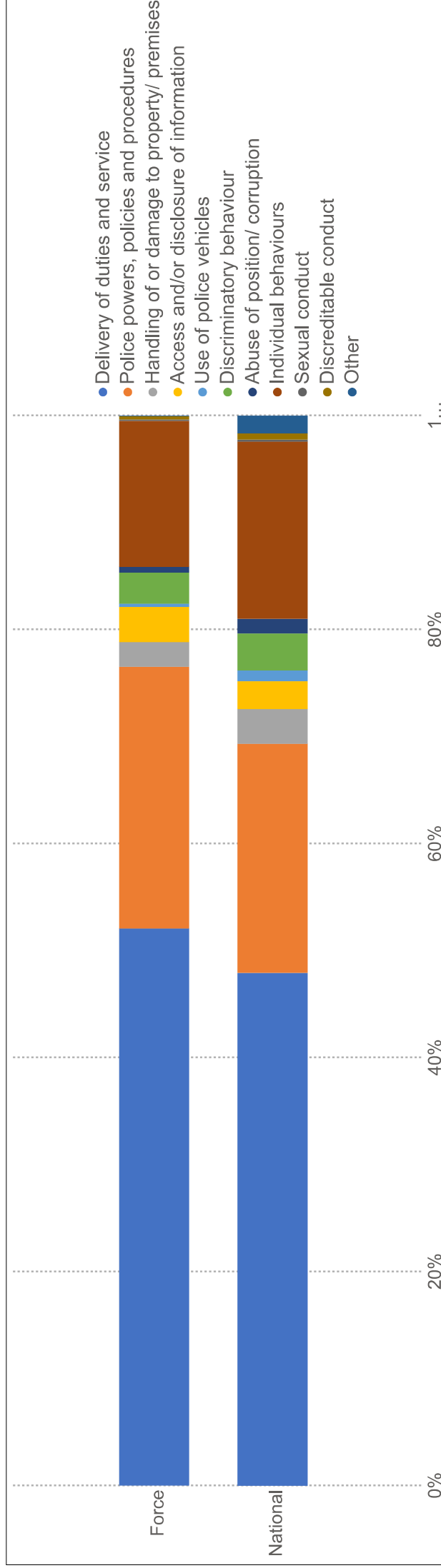


Average number of working days to log complaint cases



Section A1.2: allegations logged - what has been complained about

	Delivery of duties and service	Police powers, policies and procedures	Handling of or damage to property/premises	Access and/or disclosure of information	Use of police vehicles	Discriminatory behaviour	Abuse of position/corruption	Individual behaviours	Sexual conduct	Discreditable conduct	Other	Total
Force	854	401	38	54	5	47	9	224	2	5	1	1,640
MSF Average	1,371	572	84	80	25	111	44	371	8	16	47	2,728
National	52,300	23,368	3,553	2,845	1,104	3,764	1,490	18,073	199	648	1,807	109,151
Force	52%	24%	2%	3%	0%	3%	1%	14%	0%	0%	0%	
MSF Average	48%	22%	3%	3%	1%	4%	2%	15%	0%	1%	1%	
National	48%	21%	3%	3%	1%	3%	1%	17%	0%	1%	2%	



Notes

This section presents information that shows what people complain about. Allegation categories capture the root of the dissatisfaction expressed in a complaint. A complaint case will contain one or more allegations and one category is selected for each allegation logged.

Please refer to our [Guidance on capturing data about police complaints](#) for guidance on logging allegations and complaint category definitions.

Section A1.3: allegations logged – what has been complained about – top five allegation categories and their subcategories

Category	Subcategory	Force		MSF Average		National		
		No.	%	No.	%	No.	%	
<input type="checkbox"/> Delivery of duties and service <input type="checkbox"/> Police powers, policies and procedures	Total	854	52 %	1,371	48 %	52,300	48 %	
	Police action following contact	223	26 %	526	38 %	23,155	44 %	
	Decisions	49	6 %	154	14 %	7,524	14 %	
	General level of service	555	65 %	605	42 %	16,612	32 %	
	Information	27	3 %	86	7 %	5,006	10 %	
					1	0 %	3	0 %
	Total	401	24 %	572	22 %	23,368	21 %	
	Stops, and stop and search	12	3 %	28	5 %	2,275	10 %	
	Searches of premises and seizure of property	72	18 %	82	14 %	3,168	14 %	
	Power to arrest and detain	48	12 %	81	13 %	3,407	15 %	
<input type="checkbox"/> Access and/or disclosure of information	Detention in police custody	112	28 %	87	16 %	3,176	14 %	
	Bail, identification and interview procedures	16	4 %	17	3 %	702	3 %	
	Use of force	101	25 %	184	32 %	6,752	29 %	
	Evidential procedures	30	7 %	30	5 %	1,212	5 %	
	Out of court disposals	2	0 %	4	1 %	311	1 %	
	Other policies and procedures	8	2 %	58	10 %	2,362	10 %	
					1	0 %	3	0 %
	Total	54	3 %	80	3 %	2,845	3 %	
	Use of police systems	2	4 %	7	10 %	233	8 %	
	Disclosure of information	32	59 %	53	64 %	1,898	67 %	
<input checked="" type="checkbox"/> Discriminatory behaviour <input type="checkbox"/> Individual behaviours	Handling of information	11	20 %	16	21 %	601	21 %	
	Assessing and handling of information from other sources	9	17 %	7	8 %	113	4 %	
	Total	47	3 %	111	4 %	3,764	3 %	
	Unprofessional attitude and disrespect	224	14 %	371	15 %	18,073	17 %	
	Lack of fairness and impartiality	70	31 %	118	33 %	4,687	26 %	
	Overbearing or harassing behaviours	34	15 %	59	16 %	2,954	16 %	
	Impolite language / tone	27	12 %	65	18 %	3,419	19 %	
	Impolite and intolerant actions	46	21 %	84	21 %	4,645	26 %	
		47	21 %	45	12 %	2,367	13 %	
Other neglect or failure in duty					1	0 %		

Notes

This section presents the five most commonly recorded categories for allegations that have been logged.

A complaint case will contain one or more allegations and one category (and sub-category, where available) is selected for each allegation logged.

Total % is of the total number of allegations logged.

Section A1.4: allegations logged – what has been complained about (category) and the situational context of complaints (factors)

Factors	Allegation category											Total	
	Delivery of duties and service	Police powers, policies and procedures	Handling of or damage to property/premises	Access and/or disclosure of information	Use of police vehicles	Discriminatory behaviour	Abuse of position/corruption	Individual behaviours	Sexual conduct	Discreditable conduct	Other		
Arrest	54	144	9	4		6			28	1			246
Call Handling	35			2		2			21				60
Child protection / CSA / CSE	34	3		1		1			4				43
Coronavirus – other	35	13		1					11		1		61
Coronavirus – police powers on restricti	8	1							1				10
Covert policing	1			1	1								3
Custody	23	134	1	4		4			17	1		1	185
Death	9								2				11
Domestic / gender abuse	23	3				6			10				42
Drugs / alcohol	3	1							3		1		8
Firearms	1	1									1		3
Fraud	5								1				6
Hate Crime	1	1							2				4
Investigation	601	99	20	23		23	4		91				861
Mental health	6	14	1			3			7				31
Missing persons	6												6
Neighbourhood policing	59	4	2	3		5			17				90
None	82	18	5	21		5	3		33		4		171
Police dogs or horses	1	1											2
Premises search	12	49	8						9				78
Public order incident	6	1	1	1					1				10
Restraint equipment		10											10
Roads/traffic	9	2			4				4				19
Serious injury	1	7							1				9
Social media	6	1		3			1		1				12
Stop and/or search	7	21				7			9	1			45
Taser	1	1											2

Notes

This section presents information that shows what people are complaining about using a combination of allegation categories and factors.

Categories capture the root of the dissatisfaction expressed in a complaint. Factors capture the situational context of the dissatisfaction expressed in a complaint. The combination of categories and factors provides a richer picture of what people are complaining about compared to the categories alone.

Each allegation should have a single category selected. However, multiple factors can be selected on a single allegation. Therefore, the sum of factors will not equal the total allegations logged in each category.

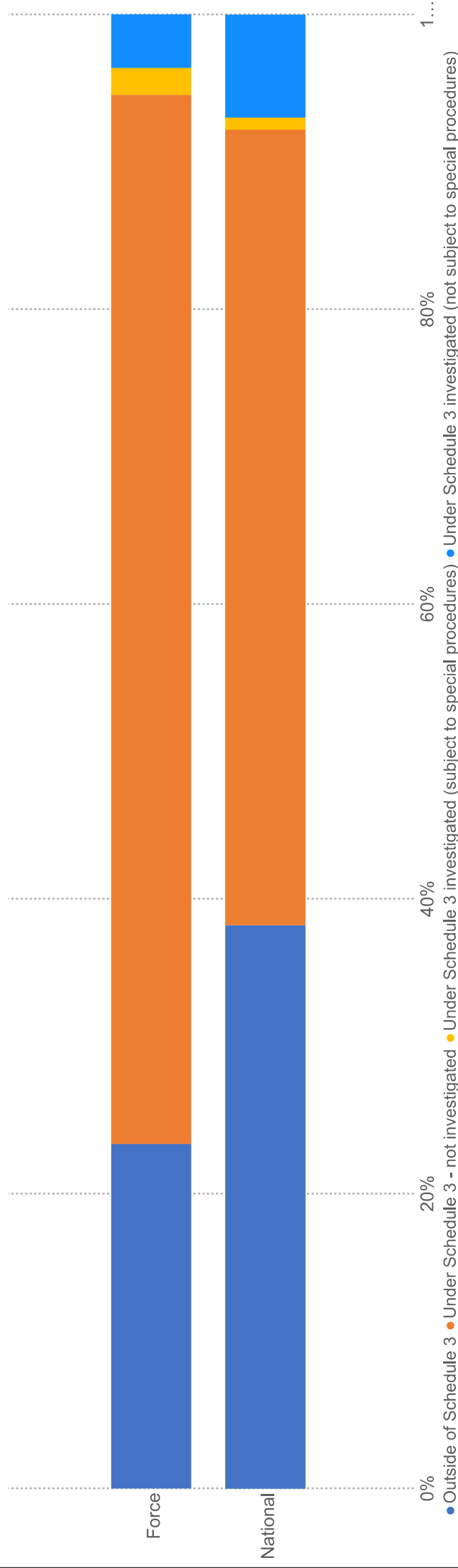
Please refer to our [Guidance on capturing data about police complaints](#) for definitions of categories and factors.

Section A2: how complaint cases and allegations have been handled

Reason complaint case handled under Schedule 3	Force		MSF Average		National	
	No.	%	No.	%	No.	%
Nature of the allegation(s) in the complaint	32	4%	300	32%	5,811	16%
Dissatisfaction after initial handling	95	13%	109	12%	2,889	8%
Complainant wishes the complaint be recorded	193	26%	300	32%	12,440	34%
AA/body responsible for initial handling decides	423	57%	230	25%	15,225	42%

How allegations were handled	Force		MSF Average		National	
	No.	%	No.	%	No.	%
Outside of Schedule 3	284	23%	1,069	40%	32,012	38%
Under Schedule 3 - not investigated	864	71%	1,118	57%	45,205	54%
Under Schedule 3 investigated (subject to special procedures)	22	2%	14	1%	688	1%
Under Schedule 3 investigated (not subject to special procedures)	44	4%	204	12%	5,845	7%

How allegations were handled



Notes

This section presents the number of complaint cases handled under Schedule 3 of the PRA 2002 and the reasons why. A breakdown of how allegations were handled, including whether they were investigated under Schedule 3 or otherwise than by investigation (not investigated) is also given.

Please note that figures presented in the second table may be under-representing the number of allegations finalised under Schedule 3 and investigated (not subject to special procedures), instead grouping some of these allegations as finalised under Schedule 3 and not investigated. This is because police forces were not able to consistently and accurately collect this data on their systems until the implementation of an upgrade from November 2020.

Section A3.1: complaint cases finalised - timeliness

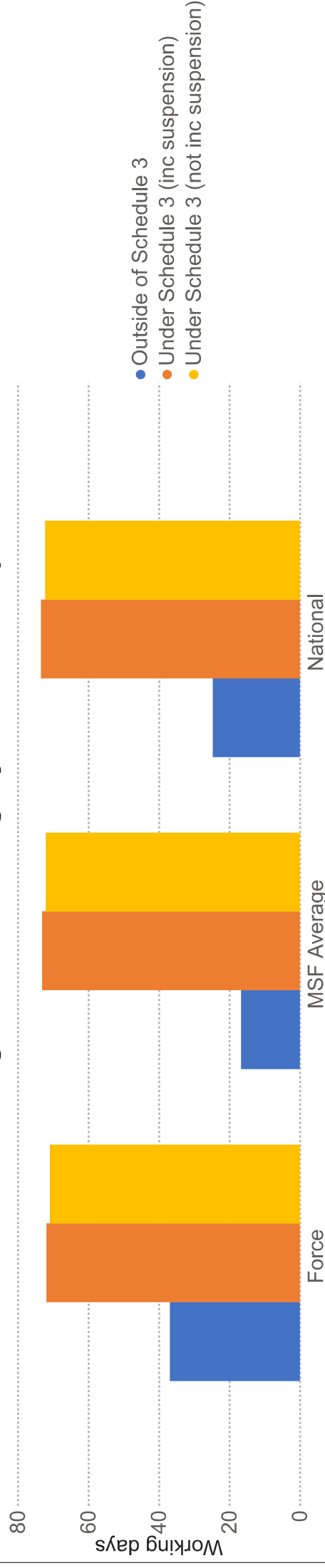
Average number of working days to finalise complaint cases	Force	MSF Average	National
Outside of Schedule 3	37	17	25
Under Schedule 3 (inc suspension)	72	73	73
Under Schedule 3 (not inc suspension)	71	72	72

Notes

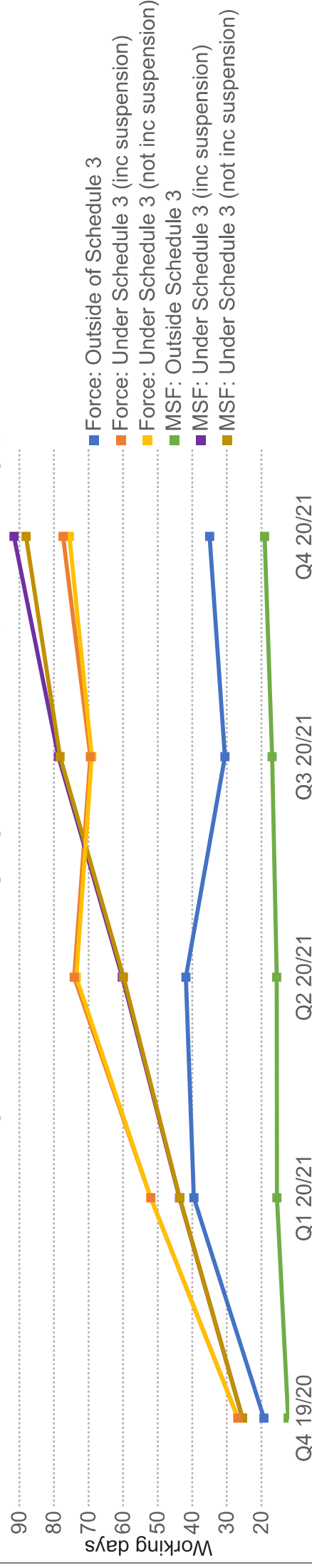
This section shows the time it takes the force to finalise complaint cases from the customer's perspective. It gives a breakdown of the time taken to finalise complaint cases handled outside of Schedule 3 and those that are being handled under Schedule 3 from the date the complaint was made.

Complaint cases with 'invalid dates' have been removed from the data shown. Please refer to the performance framework counting rules and calculations on the [IOPC website](#) for an explanation of invalid dates.

Average number of working days to finalise complaint cases



Average number of working days to finalise complaint cases by quarter



Section A3.2: allegations finalised - how they have been handled and timeliness

How allegations were handled	Force		MSF Average		National	
	No.	%	No.	%	No.	%
Outside of Schedule 3	284	23%	1,069	40%	32,012	38%
Under Schedule 3 - not subject to investigation	864	71%	1,118	57%	45,205	54%
Under Schedule 3 - by local investigation	66	5%	218	13%	6,496	8%
Under Schedule 3 - by independent investigation			1	0%	37	0%

Average number of working days to finalise allegations	Force	MSF Average	National
Outside of Schedule 3	32	14	20
Under Schedule 3 - not subject to investigation	52	54	57
Under Schedule 3 - by local investigation	95	95	106
Under Schedule 3 - by independent investigation		118	130

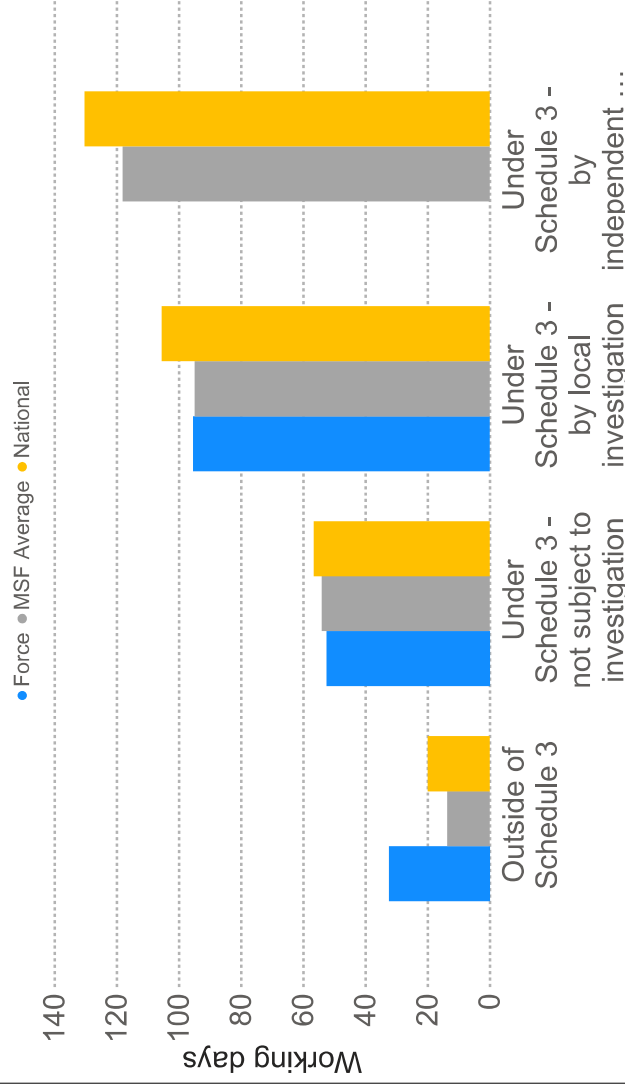
Notes

This section shows the time it takes the force to finalise allegations by how they were handled. It gives a breakdown of allegations handled outside Schedule 3 and those that were handled under Schedule 3, which were either investigated or handled other than by investigation. Timeliness is calculated from the date the allegation was received by the force.

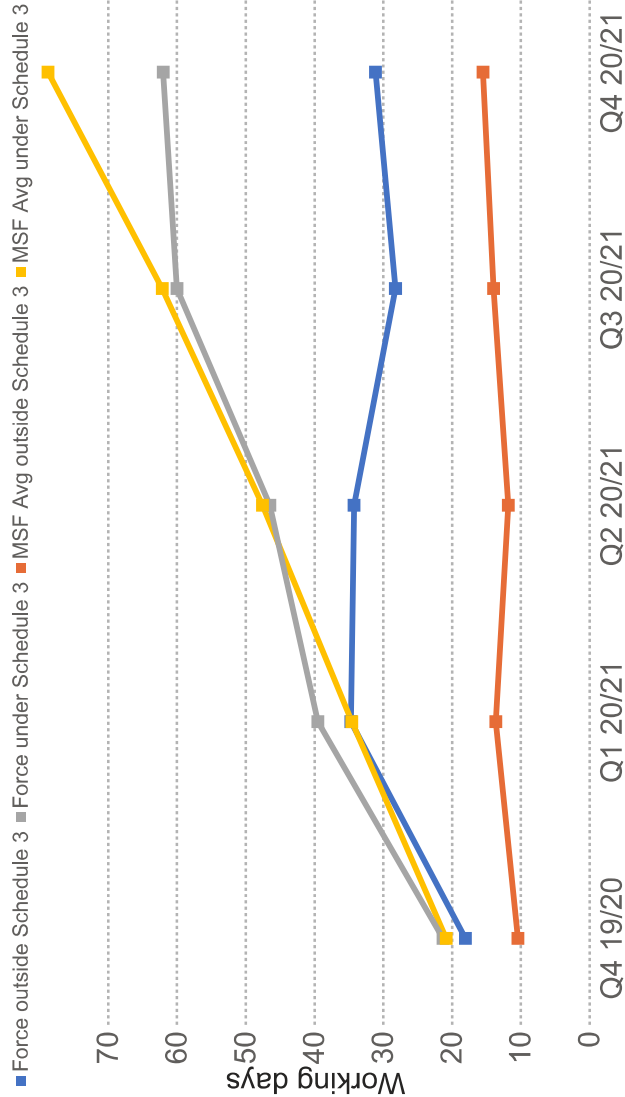
At present, allegations finalised by directed investigations are being included under 'local investigation'. The IOPC is working with force IT suppliers to ensure that reporting on this is possible in the future.

Allegations with 'invalid dates' have been removed from the data shown. Please refer to the performance framework counting rules and calculations on the [IOPC website](#) for an explanation of invalid dates.

Average number of working days to finalise allegations



Average number of working days to finalise allegations



Section A4.1: allegation decisions - by how they were handled

How allegations were handled	Force %	Force No.	National %	National No.
Outside of Schedule 3	23 %	284	38 %	32,011
Under Schedule 3 - not investigated	71 %	864	54 %	45,201
Under Schedule 3 investigated (subject to special procedures)	2 %	22	1 %	688
Under Schedule 3 investigated (not subject to special procedures)	4 %	44	7 %	5,845
Total	100 %	1,214	100 %	83,745

How allegations were handled	Outside of Schedule 3			Under Schedule 3 - not investigated			Under Schedule 3 investigated (subject to special procedures)			Under Schedule 3 investigated (not subject to special procedures)		
	Force %	Force No.	Nat. %	Force %	Force No.	Nat. %	Force %	Force No.	Nat. %	Force %	Force No.	Nat. %
No further action				15 %	132	14 %			1 %	10	2 %	10 %
Regulation 41 applies						0 %	5 %	1	0 %	2		0 %
Service provided - unable to determine				5 %	41	4 %			1 %	4	2 %	3 %
Service provided - not acceptable				10 %	84	11 %			1 %	10	20 %	10 %
Service provided - acceptable	4 %	10	0 %	69 %	596	66 %	5 %	1	14 %	99	75 %	73 %
Not Resolved			6 %									
Resolved	96 %	274	94 %									
No Case to Answer							64 %	14	59 %	403		
Case to Answer									20 %	136		
Withdrawal				1 %	11	5 %	27 %	6	3 %	24		4 %
Total	23 %	284	38 %	71 %	864	54 %	2 %	22	1 %	688	4 %	7 %

Notes

This section presents information about the decisions being given on allegations. An allegation decision is logged for each allegation finalised.

The allegation decision reflects how the complaint case has been handled, with different decisions available for the different means of handling. Both the allegation decisions and the subsequent actions available will depend on two things: firstly, whether the complaint case has been handled outside or under Schedule 3; and secondly, the means of handling where it has been dealt with under Schedule 3.

Please note that figures presented may be under-representing the number of allegations finalised under Schedule 3 and investigated (not subject to special procedures), instead grouping some of these allegations as finalised under Schedule 3 and not investigated. This is because police forces were not able to consistently and accurately collect this data on their systems until the implementation of an upgrade from November 2020.

Please refer to our [Guidance on capturing data about police complaints](#) for details of allegation decisions.

Police complaints information bulletin

Reporting Period: 01 April 2020 - 31 March 2021 (Q4 2020/21)



Appropriate Authority: South Yorkshire

Section A4.2: allegation decisions – by what was complained about (category)

Allegation decisions	Allegation category											Total
	Delivery of duties and service	Police powers, policies and procedures	Handling of or damage to property/premises	Access and/or disclosure of information	Use of police vehicles	Discriminatory behaviour	Abuse of position/corruption	Individual behaviours	Sexual conduct	Discreditable conduct	Other	
No further action	75	29		3		1	2	20	1	1	1	133
Regulation 41 applies		1										1
Service provided - unable to determine	20	5		5		1		11				42
Service provided - not acceptable	58	18	2	3		1		10		1		93
Service provided - acceptable	304	183	20	15	1	30	1	76				630
Not Resolved	4	1						5				10
Resolved	176	35	10	5	2			46				274
No Case to Answer		10			1		1	1		1		14
Withdrawal	6	6		2		1	1	1				17

Notes

This section presents information about allegations finalised grouped by the allegation decision and the category selected on each allegation. Each allegation has a single category selected.

Police complaints information bulletin

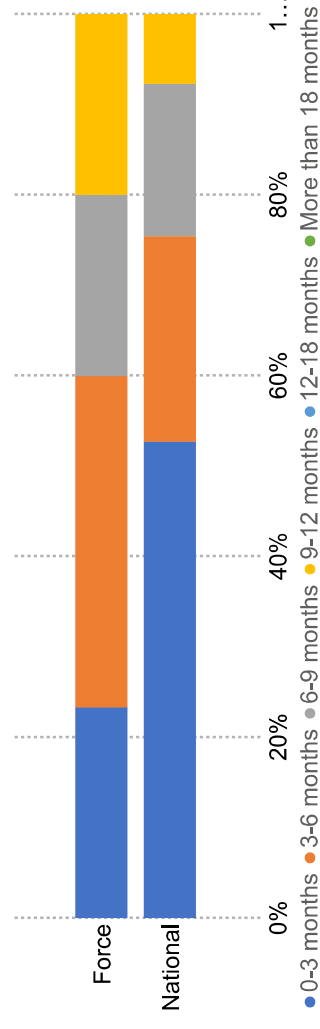
Reporting Period: 01 April 2020 - 31 March 2021 (Q4 2020/21)

Appropriate Authority: South Yorkshire

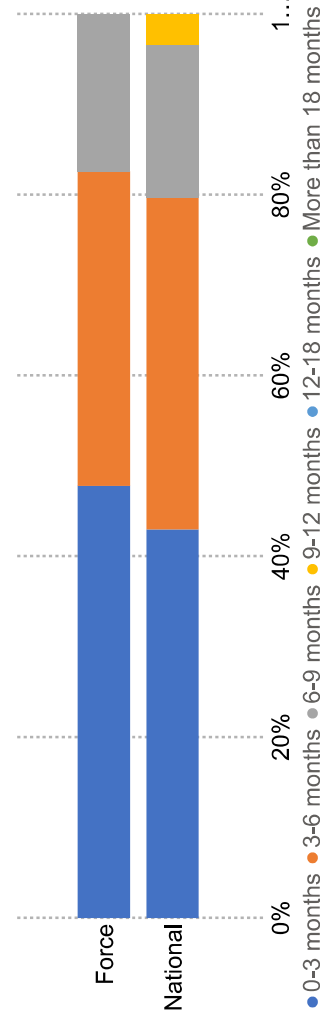


Section B1: investigations (all investigation types) - timeliness

Investigations active for...	Force	MSF Average	National
0-3 months	23%	66%	53%
3-6 months	37%	21%	23%
6-9 months	20%	20%	17%
9-12 months	20%	8%	8%
12-18 months			
More than 18 months			



Investigations completed in...	Force	MSF Average	National
0-3 months	48%	48%	43%
3-6 months	35%	37%	37%
6-9 months	17%	18%	17%
9-12 months		3%	3%
12-18 months			
More than 18 months			



Allegations finalised by investigation (all types) - timeliness

Average number of working days	Year allegation finalised	
	2019/20	2020/21
Force	21	56
MSF Average	21	60
National	16	63

Average number of working days to finalise allegations by investigation



Notes

This section presents information about complaints handled under Schedule 3 that are investigated. It covers complaint cases investigated by both the force and the IOPC.

The data shows how long investigations have been open (active) at the end of the period being reported. Also, the time it takes for allegations that have been investigated to be finalised.

Allegations with 'invalid dates' have been removed from finalised timeliness. Please refer to the performance framework counting rules and calculations on the [IOPC website](#) for an explanation of invalid dates.

Police complaints information bulletin

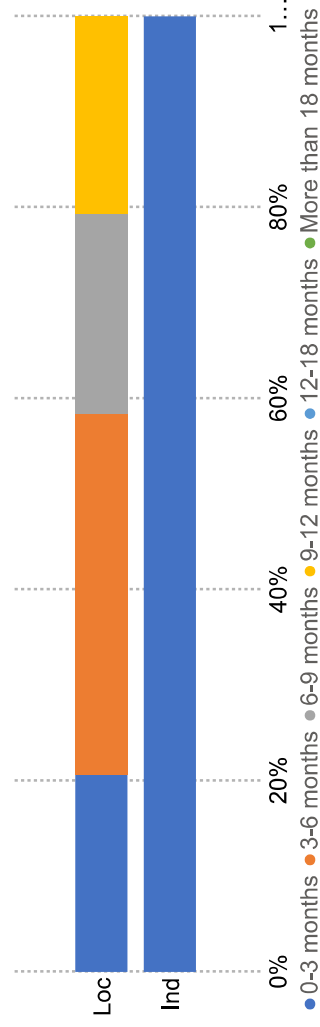
Reporting Period: 01 April 2020 - 31 March 2021 (Q4 2020/21)

Appropriate Authority: South Yorkshire

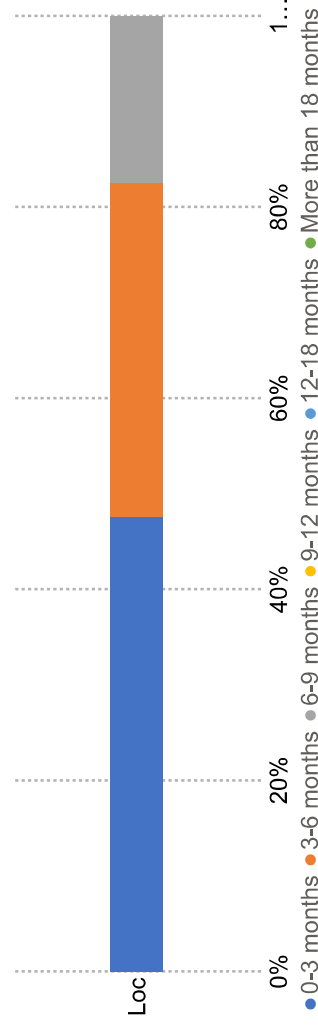


Section B2: investigations (by type of investigation) - timeliness

Investigations active for...	Loc	Ind	All
0-3 months	21 %	100 %	23 %
3-6 months	38 %		37 %
6-9 months	21 %		20 %
9-12 months	21 %		20 %
12-18 months			
More than 18 months			



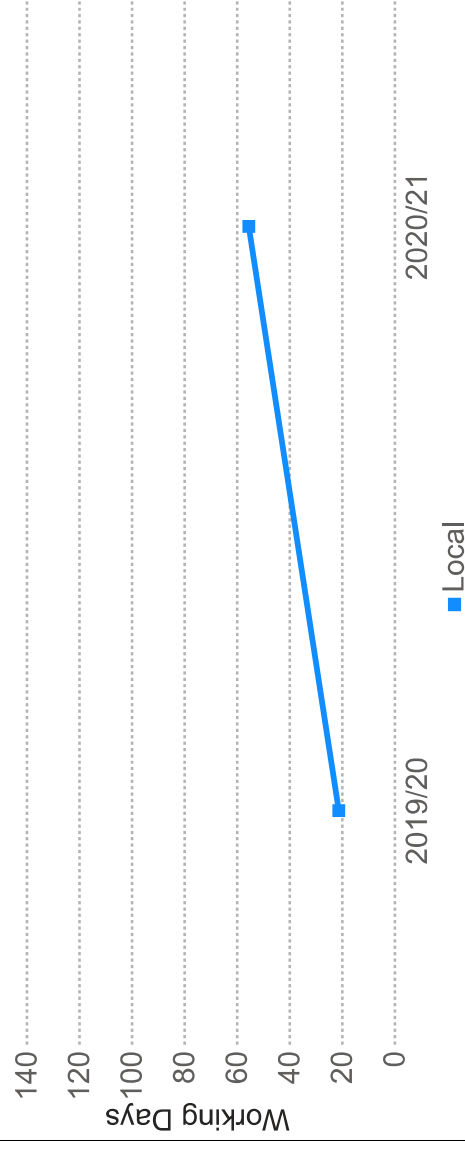
Investigations completed in...	Loc	All
0-3 months	48 %	48 %
3-6 months	35 %	35 %
6-9 months	17 %	17 %
9-12 months		
12-18 months		
More than 18 months		



Allegations finalised by investigation - timeliness

Average number of working days	Year allegation finalised	
	2019/20	2020/21
Local		56
Independent	21	
All	21	56

Average number of working days to finalise allegations by type of investigation



Notes

This section presents information about complaint cases handled under Schedule 3 that are investigated, by the type of investigation. It covers complaint cases investigated by both the force and the IOPC.

The data shows how long investigations have been open (active) at the end of the period being reported. Also, the time it takes for allegations that have been investigated to be finalised by the type of investigation. At present, allegations finalised by directed investigations are being included under 'local investigation'. The IOPC is working with force IT suppliers to ensure that reporting on this is possible in the future.

Allegations with 'invalid dates' have been removed from finalised timeliness. Please refer to the performance framework counting rules and calculations on the [IOPC website](#) for an explanation of invalid dates.

Police complaints information bulletin

Reporting Period: 01 April 2020 - 31 March 2021 (Q4 2020/21)

Appropriate Authority: South Yorkshire



Section C: referrals

	Force	Force %	MSF Average	MSF Average %	National	National %
Number referrals received	104		114		4,542	
Number referrals completed	107		114		4,546	
Decision: Independent Investigation	12	11%	12	10%	577	13%
Decision: Directed Investigation	3	3%	1	2%	47	1%
Decision: Local Investigation	47	44%	68	57%	2,712	60%
Decision: Return to Force	44	41%	32	30%	1,153	25%
Decision: Invalid	0	0%	1	0%	28	1%

Average number of working days to complete referrals by quarter



Notes

The figures presented in this section include all referrals that the force makes to the IOPC (received), not just those arising from complaints.

When the IOPC receives a referral from the force, it reviews the information they have provided. The IOPC decides whether the matter requires an investigation, and the type of investigation.

Referrals may have been completed in a different period to when they were received.

Where a referral is made by the force on a mandatory basis but does not meet the mandatory referral criteria, the matter may not fall within the IOPC's remit to assess and will be determined invalid.

The sum of decisions may not match the number of referrals completed. This is because some matters referred may have come to the attention of the appropriate authority before 1 February 2020 and have investigation type decisions of either managed or supervised.

Police complaints information bulletin

Reporting Period: 01 April 2020 - 31 March 2021 (Q4 2020/21)



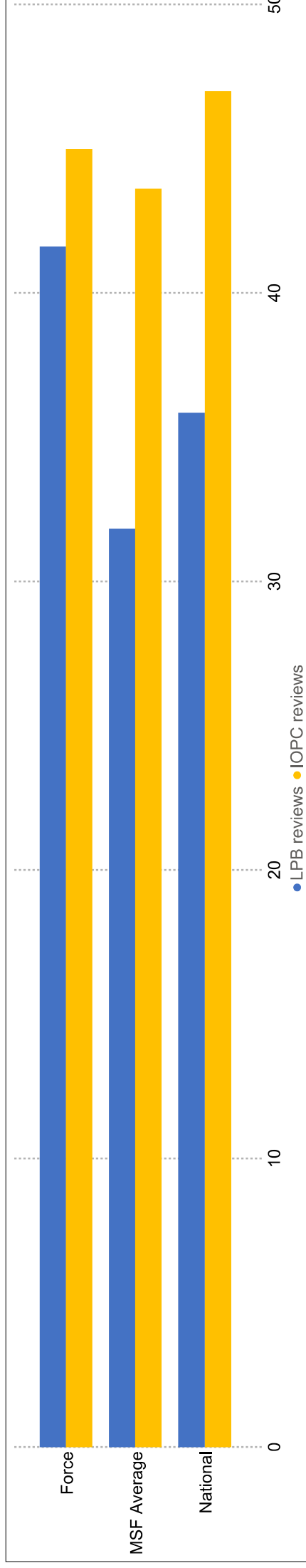
Appropriate Authority: South Yorkshire

Section D1: reviews received

	Complaint cases finalised under Schedule 3	Reviews received	Reviews received as proportion of complaint cases finalised under Schedule 3	Number LPB reviews received - investigation	Number LPB reviews received - non-investigation	Number IOPC reviews received - investigation	Number IOPC reviews received - non-investigation
Force	531	138	26%	1	112	8	17
MSF Average	607	150	25%	13	95	21	22
National	23,243	5,371	23%	1,156	3,246	478	491

Section D2: reviews timeliness

	Force	MSF Average	National
Average number of working days to complete Local Policing Body reviews	42	32	36
Average number of working days to complete IOPC reviews	45	44	47



Notes

Where a complaint has been recorded under Schedule 3 to the *Police Reform Act 2002*, the complainant has a right to apply for a review. A person can apply for review if they are unhappy with the way their complaint was handled, or with the outcome. This applies whether the complaint has been investigated by the appropriate authority or handled otherwise than by investigation (non-investigation). The application for a review will be considered either by the local policing body or the IOPC; the relevant review body depends on the circumstances of the complaint.

This section presents information about applications for review handled by both local policing bodies and the IOPC.

Information about the right of review and who is the relevant review body is available in [chapter 18 of the IOPC's Statutory Guidance on the police complaints system \(February 2020\)](#).

Reviews with 'invalid dates' have been removed from reviews timeliness. Please refer to the performance framework counting rules and calculations on the IOPC website for an explanation of invalid dates.

Police complaints information bulletin

Reporting Period: 01 April 2020 - 31 March 2021 (Q4 2020/21)

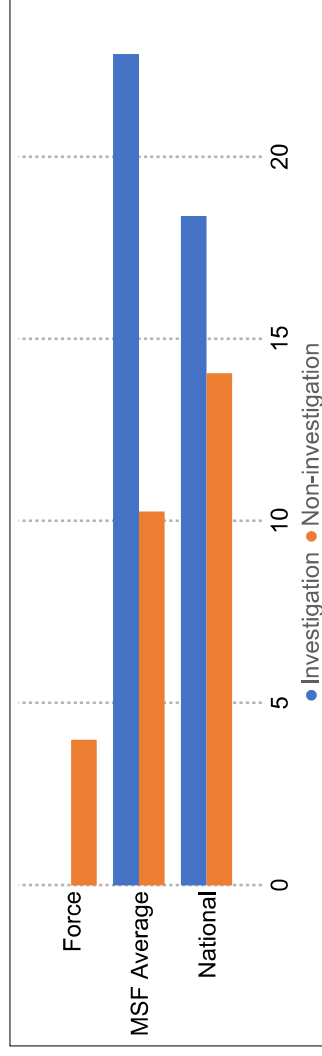


Appropriate Authority: South Yorkshire

Section D3: decisions on reviews

% LPB reviews found complaint case outcome not reasonable and proportionate

	Force	MSF Average	National
Investigation		23	18
Non-investigation	4	10	14

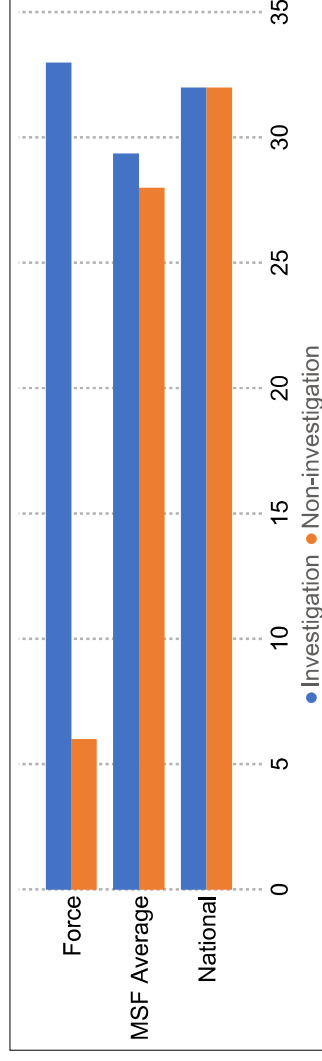


% LPB reviews resulting in...

	Force	MSF Average	National
Recommendation made			
Extra work commissioned			

% IOPC reviews found complaint case outcome not reasonable and proportionate

	Force	MSF Average	National
Investigation	33	29	32
Non-investigation	6	28	32



% IOPC reviews resulting in...

	Force	MSF Average	National
Recommendation made	0	0	0
Direction	5	19	23
Extra work commissioned	0	2	1

Notes

This section presents information about the decisions made on reviews by local policing bodies and the IOPC. It includes the proportion of reviews where the relevant review body found the outcome of the complaint was not reasonable and proportionate and those that resulted in a recommendation and, if necessary, a direction to the appropriate authority in respect of any person serving with the police.

The percentage of reviews the relevant review body determines to be not reasonable and proportionate excludes any reviews that were deemed invalid. Invalid reviews may, for example, include applications that were made outside of the 28 day period to submit an application.

Where the IOPC does not have enough information to decide on a review of a police force investigation, they are able to request that the force undertakes further work to gather additional evidential material. This is known as commissioning further work. The proportion of reviews completed where additional work was commissioned are shown in this section.

Section E1.1: allegation actions - on complaint cases handled outside of Schedule 3

Actions following outside of Schedule 3 complaint cases	Force		MSF Average		National	
	No.	%	No.	%	No.	%
Learning from Reflection			26	2%	205	1%
No further action	61	27%	270	38%	8793	31%
Explanation	127	57%	348	33%	11617	41%
Debrief	1	0%	37	4%	470	2%
Apology	15	7%	71	7%	2000	7%
Goodwill gesture			7	1%	144	1%
Policy review			2	0%	54	0%
Individual learning			72	3%	722	3%
Organisational learning	2	1%	28	2%	235	1%

Notes

This section presents information about what happened as a result of the allegation (action). Actions are captured at allegation level and multiple actions can be selected, where appropriate, on single allegation. The figures shown in this section are based on allegations on finalised complaint cases that resulted in the corresponding action. As more than one action can be selected for a single allegation, the sum of all percentages will not equal 100%.

The actions available once an allegation is finalised depend on how the complaint case has been handled. Please refer to our [Guidance on capturing data about police complaints](#) for details of actions available.

Please note: not all of the available actions arising from the complaint handling are shown. The actions presented in this section are those that focus on putting an issue right and preventing it from happening again by encouraging those involved to reflect on their actions and learn.

Section E1.2: allegation actions - on complaint cases handled under Schedule 3

Actions following Schedule 3 complaint cases	Force		MSF Average		National	
	No.	%	No.	%	No.	%
Organisational learning	2	0%	17	3%	456	2%
Individual learning	1	0%	36	6%	1218	5%
Policy review	8	2%	6	1%	48	0%
Goodwill gesture			2	0%	21	0%
Apology	28	5%	21	4%	890	4%
Debrief			9	1%	183	1%
Explanation	243	46%	110	21%	5602	24%
Misconduct proceedings			2	0%	18	0%
Unsatisfactory Performance Procedure (UPP)					6	0%
No further action	213	40%	398	64%	13279	57%
Other action	9	2%	8	1%	341	1%
Other actions following a case to answer decision			2	0%	7	0%
Referral to RPRP	12	2%	13	2%	815	4%

Notes

This section presents information about what happened as a result of the allegation (action). Actions are captured at allegation level and multiple actions can be selected, where appropriate, on single allegation. The figures shown in this section are based on allegations on finalised complaint cases that resulted in the corresponding action. As more than one action can be selected for a single allegation, the sum of all percentages will not equal 100%.

The actions available once an allegation is finalised depend on how the complaint case has been handled. Please refer to our [Guidance on capturing data about police complaints](#) for details of actions available.

Please note: not all of the available actions arising from the complaint handling are shown. The actions presented in this section are those that focus on putting an issue right and preventing it from happening again by encouraging those involved to reflect on their actions and learn.

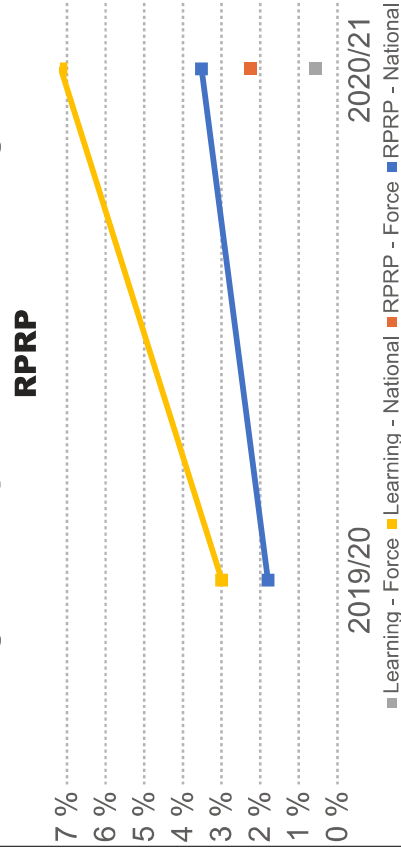
Section E2: focus on RPRP, UPP, misconduct and criminal outcomes (for complaint cases handled under Schedule 3)

RPRP and learning

Number of complaint cases resulting in below actions	2019/20	2020/21
<input type="checkbox"/> Learning		
Force		3
National	10	1661
<input type="checkbox"/> RPRP		
Force		12
National	6	815

Percentage of complaint cases resulting in below actions	2019/20	2020/21
<input type="checkbox"/> Learning		
Force		1%
National	3%	7%
<input type="checkbox"/> RPRP		
Force		2%
National	2%	4%

Percentage of complaint cases resulting in learning or RPRP



RPRP, UPP, misconduct and criminal

Percentage of complaint cases resulting in below actions	Force		MSF Average		National	
	No.	%	No.	%	No.	%
<input type="checkbox"/> UPP					6	0%
Misconduct hearing			1	0%	3	0%
Misconduct meeting			2	0%	15	0%
RPRP	12	2%	13	2%	815	4%

Notes

This section focusses on what happened as a result of the complaint case (action) in relation to RPRP, UPP, and a case to answer for misconduct.

Actions are captured at allegation level and multiple actions can be selected, where appropriate, on a single allegation. The figures shown in this section are based on allegations on finalised complaint cases that resulted in the corresponding action. As more than one action can be selected for a single allegation, the sum of all percentages will not equal 100%. More than one UPP, RPRP, misconduct meeting and misconduct hearing can result from a single allegation, therefore the numbers shown do not represent the number of these processes which occurred in the period.

Police complaints information bulletin

Reporting Period: 01 April 2020 - 31 March 2021 (Q4 2020/21)

Appropriate Authority: South Yorkshire

Notes

Data sources

- Complaint cases data is taken from XML data submissions made by forces to the IOPC every quarter.
- IOPC performance data is taken from the IOPC case management system.
- Police force employee numbers are taken from the latest [police workforce England and Wales statistics](#) published by the Home Office.
- The most similar force (MSF) groups used for the calculation of the MSF averages in this bulletin are those determined by the Home Office. Please note that the British Transport Police and City of London Police do not have an MSF group. A list of the MSF groups is available on the [IOPC website](#).

Performance Framework counting rules and calculation

- The counting rules and calculations used to produce the data shown in this bulletin can be found on the [IOPC website](#).
- Average times are presented in working days and do not include weekends or bank holidays.
- Some percentages may add up to more or less than 100% due to rounding.
- Complaint cases and allegations with invalid start/end dates have been removed from average time calculations. Therefore, the numbers of complaint cases and allegations used in the average time calculations may be lower than the total number of complaint cases and allegations logged or finalised.

Data constraints

- The data is sourced from live case management systems and provides a snapshot of information as it was at that time. Therefore, there may be variances between the information in this bulletin and information reported at a later date.

Further Information

- A glossary providing a full list of definitions used in this bulletin, can be found on the [IOPC website](#).
- Additional information about the recording of police complaints, including the definitions of the complaint categories, can be found in appendix A of the IOPC's [Guidance on capturing data about police complaints](#).
- Information about how the police complaints system operates, who can complain and how reviews are dealt with can be found in the IOPC's [Statutory Guidance on the police complaints system \(February 2020\)](#).

Police complaints information bulletin

Reporting Period: 01 April 2020 - 31 March 2021 (Q4 2020/21)

Appropriate Authority: South Yorkshire



Acronyms used in this bulletin

Force – year to date force numbers

IOPC – Independent Office for Police Conduct

Inc. – including

Ind – independent investigation

Loc – local investigation

LPB – local policing body

MSF – most similar force

Nat. – National

No. – number

PRA – the *Police Reform Act 2002*

RPRP – reflective practice review process

UPP – unsatisfactory performance procedure