

Police complaints information bulletin

Reporting Period: 01 April 2020 - 31 March 2021 (Q4 2020/21)

Appropriate Authority: Northumbria



Most Similar Force (MSF) Group: Northumbria, West Yorkshire, South Yorkshire, Humberside, Cleveland, Lancashire, Gwent, South Wales

About this bulletin

This bulletin presents information about complaints defined under the *Police Reform Act 2002 (PRA 2002)*, as amended by the *Police and Crime Act 2017*. The new legislation came into effect on 1 February 2020 (4 January 2021 for the British Transport Police).

It sets out performance against a number of measures and compares force results to their most similar force (MSF) group and with the overall result for all forces (national).

Data relating to complaints made prior to 1 February 2020 will be reported separately and in line with the previous performance framework

Please note: data about complaints handled outside of Schedule 3 to the *PRA 2002* by Bedfordshire Police, Cambridgeshire Constabulary, Hertfordshire Constabulary and Northumbria Police is not included in this bulletin because of technical issues. This will have an effect on the MSF averages, which include these forces, and national figures. The IOPC is working with these forces to ensure reporting of these complaint cases is possible in the future.

Contents

Section A1.1: complaint cases and allegations logged – timeliness and per 1,000 employees

Section A1.2: allegations logged – what has been complained about

Section A1.3: allegations logged – what has been complained about – top five allegation categories and their subcategories

Section A1.4: allegations logged – what has been complained about (category) and the situational context of allegations (factors)

Section A2: how complaint cases and allegations have been handled

Section A3.1: complaints cases finalised - timeliness

Section A3.2: allegations finalised – how they have been handled and timeliness

Section A4.1: allegation decisions – by how they were handled

Section A4.2: allegation decisions – by what was complained about (category)

Section B.1: investigations (all investigation types) – timeliness

Section B.2: investigations (by type of investigation) - timeliness

Section C: referrals

Section D1: reviews received

Section D2: reviews timeliness

Section D3: decisions on reviews

Section E1.1: allegation actions – on complaint cases handled outside of Schedule 3

Section E1.2: allegation actions – on complaint cases handled under Schedule 3

Section E2: focus on RPRP, UPP, misconduct and criminal outcomes (for complaint cases handled under Schedule 3)

Notes

Acronyms used in this bulletin

Select an authority

- Select all
- Avon And Somerset
- Bedfordshire
- British Transport
- Cambridgeshire
- Cheshire
- City of London
- Cleveland
- Cumbria
- Derbyshire
- Devon And Cornwall
- Dorset
- Durham
- Dyfed-Powys
- Essex
- Gloucestershire
- Greater Manchester
- Gwent
- Hampshire
- Hertfordshire
- Humberside
- Kent
- Lancashire
- Leicestershire
- Lincolnshire
- Merseyside
- Metropolitan
- National
- Norfolk
- North Wales
- North Yorkshire
- Northamptonshire
- Northumbria
- Nottinghamshire

Select snapshot date

- Q3 FY 2020/21
- Q4 FY 2013/14
- Q4 FY 2014/15
- Q4 FY 2015/16
- Q4 FY 2016/17
- Q4 FY 2017/18
- Q4 FY 2018/19
- Q4 FY 2019/20
- Q4 FY 2020/21

Select reporting period

- 2020/21
- 2019/20
- 2018/19
- 2017/18
- 2016/17
- 2015/16
- 2014/15
- 2013/14
- 2012/13
- 2011/12
- 2010/11
- 2009/10

Select PCA 2017

- (Blank)
- no
- yes

Select publication data

- Exclude
- Include

Section A1.1: complaint cases and allegations logged – timeliness and per 1,000 employees

Average number of working days...	To contact customers		To log complaint cases	
	Initial handling performance	Customer perspective	Initial handling performance	Customer perspective
Force	4	4	2	2
MSF Average	6	6	5	6
National	7	7	6	6

Please note: average times presented in the above table are rounded to the nearest whole number. In comparison, the charts below present the exact result.

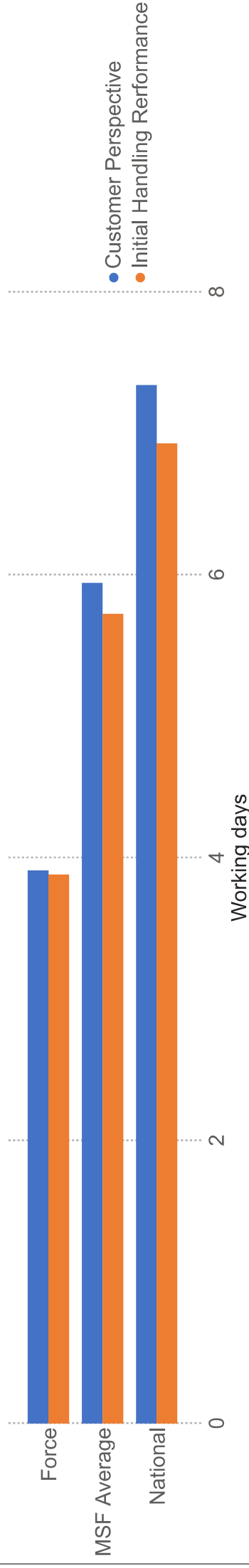
	Force	MSF Average	National
No. of allegations logged per 1,000 employees	514	549	467
No. of complaint cases logged per 1,000 employees	256	354	290

Notes

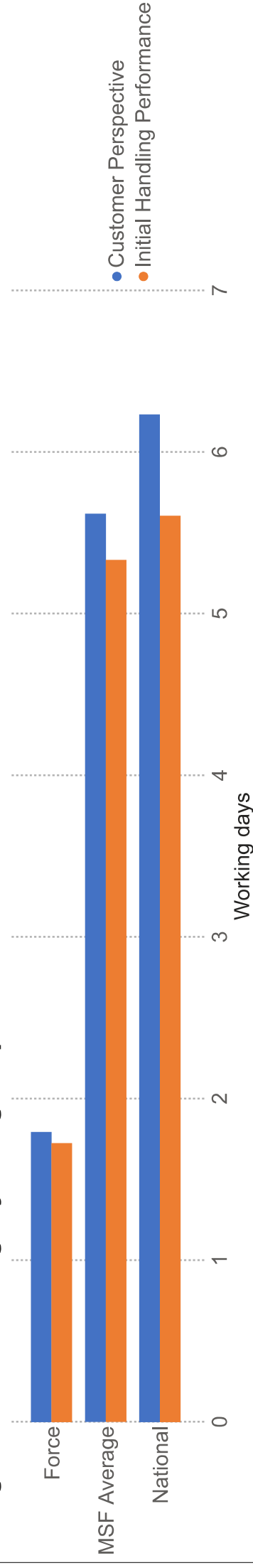
This section presents information relating to the force's contact with customers and their initial handling of the complaint cases. It shows how long, on average it takes from the customer's perspective from when they made the complaint, and the force's performance of the initial handling from when it received the complaint.

Complaint cases with 'invalid dates' have been removed from timeliness measures. Please refer to the performance framework counting rules and calculations on the [LOPC website](#) for explanations of customer perspective, initial handling and invalid dates.

Average number of working days to contact customers

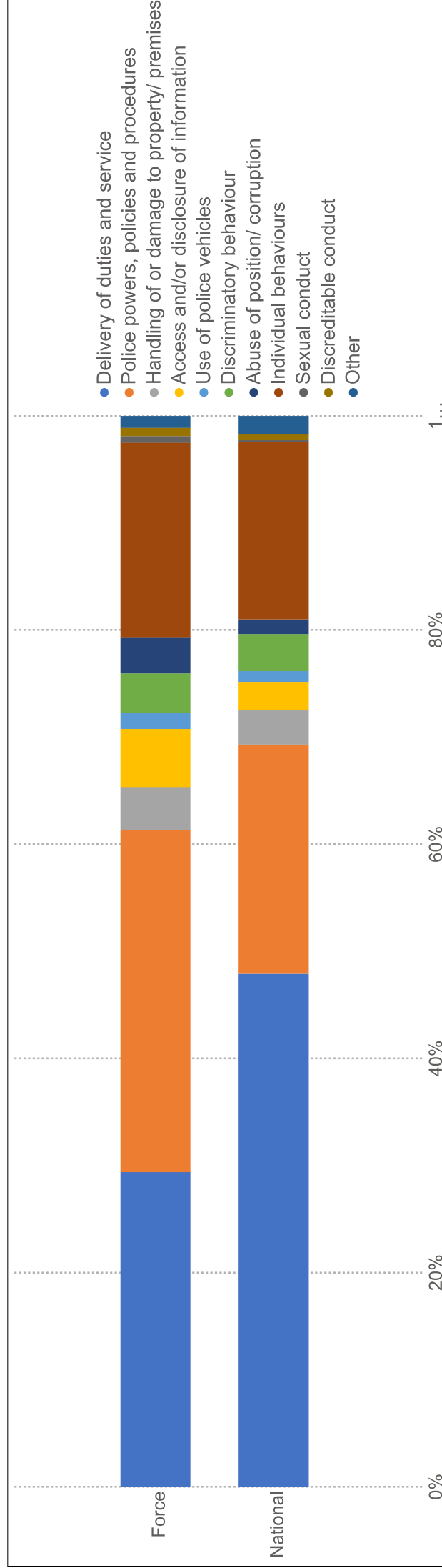


Average number of working days to log complaint cases



Section A1.2: allegations logged - what has been complained about

	Delivery of duties and service	Police powers, policies and procedures	Handling of or damage to property/premises	Access and/or disclosure of information	Use of police vehicles	Discriminatory behaviour	Abuse of position/corruption	Individual behaviours	Sexual conduct	Discreditable conduct	Other	Total
Force	781	847	107	144	40	98	88	484	16	21	29	2,655
MSF Average	1,134	548	88	82	26	88	43	413	7	11	23	2,463
National	52,300	23,368	3,553	2,845	1,104	3,764	1,490	18,073	199	648	1,807	109,151
Force	29%	32%	4%	5%	2%	4%	3%	18%	1%	1%	1%	
MSF Average	46%	22%	3%	3%	1%	3%	2%	17%	0%	0%	1%	
National	48%	21%	3%	3%	1%	3%	1%	17%	0%	1%	2%	



Notes

This section presents information that shows what people complain about. Allegation categories capture the root of the dissatisfaction expressed in a complaint. A complaint case will contain one or more allegations and one category is selected for each allegation logged.

Please refer to our [Guidance on capturing data about police complaints](#) for guidance on logging allegations and complaint category definitions.

Section A1.3: allegations logged – what has been complained about – top five allegation categories and their subcategories

Category	Subcategory	Force		MSF Average		National	
		No.	%	No.	%	No.	%
<input type="checkbox"/> Delivery of duties and service	Total	781	29 %	1,134	46 %	52,300	48 %
	Police action following contact	249	32 %	451	38 %	23,155	44 %
	Decisions	273	35 %	153	15 %	7,524	14 %
	General level of service	223	29 %	437	38 %	16,612	32 %
	Information	36	5 %	92	9 %	5,006	10 %
	Total	847	32 %	548	22 %	23,368	21 %
	Stops, and stop and search	14	2 %	25	5 %	2,275	10 %
	Searches of premises and seizure of property	117	14 %	95	18 %	3,168	14 %
	Power to arrest and detain	173	20 %	84	15 %	3,407	15 %
	Detention in police custody	110	13 %	92	18 %	3,176	14 %
<input type="checkbox"/> Police powers, policies and procedures	Bail, identification and interview procedures	33	4 %	16	3 %	702	3 %
	Use of force	257	30 %	172	30 %	6,752	29 %
	Evidential procedures	56	7 %	24	5 %	1,212	5 %
	Out of court disposals	10	1 %	5	1 %	311	1 %
	Other policies and procedures	77	9 %	35	6 %	2,362	10 %
	Total	107	4 %	88	3 %	3,553	3 %
	Handling of or damage to property/ premises	107	100 %	88	100 %	3,541	100 %
	Delivery of duties and service					11	0 %
	Total	144	5 %	82	3 %	2,845	3 %
	Use of police systems	5	3 %	7	9 %	233	8 %
<input type="checkbox"/> Access and/or disclosure of information	Disclosure of information	98	68 %	54	65 %	1,898	67 %
	Handling of information	29	20 %	16	21 %	601	21 %
	Assessing and handling of information from other sources	12	8 %	5	6 %	113	4 %
	Total	484	18 %	413	17 %	18,073	17 %
	Unprofessional attitude and disrespect	182	38 %	123	30 %	4,687	26 %
	Lack of fairness and impartiality	100	21 %	57	14 %	2,954	16 %
	Overbearing or harassing behaviours	104	21 %	68	16 %	3,419	19 %
	Impolite language / tone	53	11 %	115	28 %	4,645	26 %
	Impolite and intolerant actions	45	9 %	49	13 %	2,367	13 %
	Other neglect or failure in duty					1	0 %

Notes

This section presents the five most commonly recorded categories for allegations that have been logged.

A complaint case will contain one or more allegations and one category (and sub-category, where available) is selected for each allegation logged.

Total % is of the total number of allegations logged.

Section A1.4: allegations logged – what has been complained about (category) and the situational context of complaints (factors)

Factors	Allegation category											Total	
	Delivery of duties and service	Police powers, policies and procedures	Handling of or damage to property/premises	Access and/or disclosure of information	Use of police vehicles	Discriminatory behaviour	Abuse of position/corruption	Individual behaviours	Sexual conduct	Discreditable conduct	Other		
Arrest	38	363	18	7	3	8	7	7	28	3	1	6	482
Call Handling	34	2		1		1	1	1	34		1		74
Child protection / CSA / CSE	9	2		8		1	1	1	1		1		23
Coronavirus – other	52	16		2		2			11			7	90
Coronavirus – police powers on infectious		3				1			1				5
Coronavirus – police powers on restrictive	14	8							7			2	31
Covert policing	3	1		3		1		4				1	13
Custody	20	166	8	2		6			27	2	1	4	236
Death	6	2		1					6				15
Domestic / gender abuse	51	18	2	7		8	1	1	25				112
Drugs / alcohol	3	18	2	1			1	1	1			1	27
Firearms	1	5							1				7
Fraud	4										1		5
Hate Crime	8					5			1				14
Investigation	420	144	12	39		23	31	31	103		4	3	779
Mental health	17	38	2	2		19			18				96
Missing persons	6	1							1				8
Neighbourhood policing	32	4		3		1			32				72
None	143	81	35	75	16	30	44	44	185	10	11	7	637
Police dogs or horses		2										1	3
Premises search	14	95	31	1		1	1	1	17	1		3	164
Public order incident	1	2		1		1			1				6
Restraint equipment		37											37
Roads/traffic	23	18	5	2	23	6	1	1	17		1	1	97
Serious injury		11			2				7				13
Social media	2			3									12
Stop and/or search		18	1			3	1	1	8	1			32
Taser		5					1	1					6

Notes

This section presents information that shows what people are complaining about using a combination of allegation categories and factors.

Categories capture the root of the dissatisfaction expressed in a complaint. Factors capture the situational context of the dissatisfaction expressed in a complaint. The combination of categories and factors provides a richer picture of what people are complaining about compared to the categories alone.

Each allegation should have a single category selected. However, multiple factors can be selected on a single allegation. Therefore, the sum of factors will not equal the total allegations logged in each category.

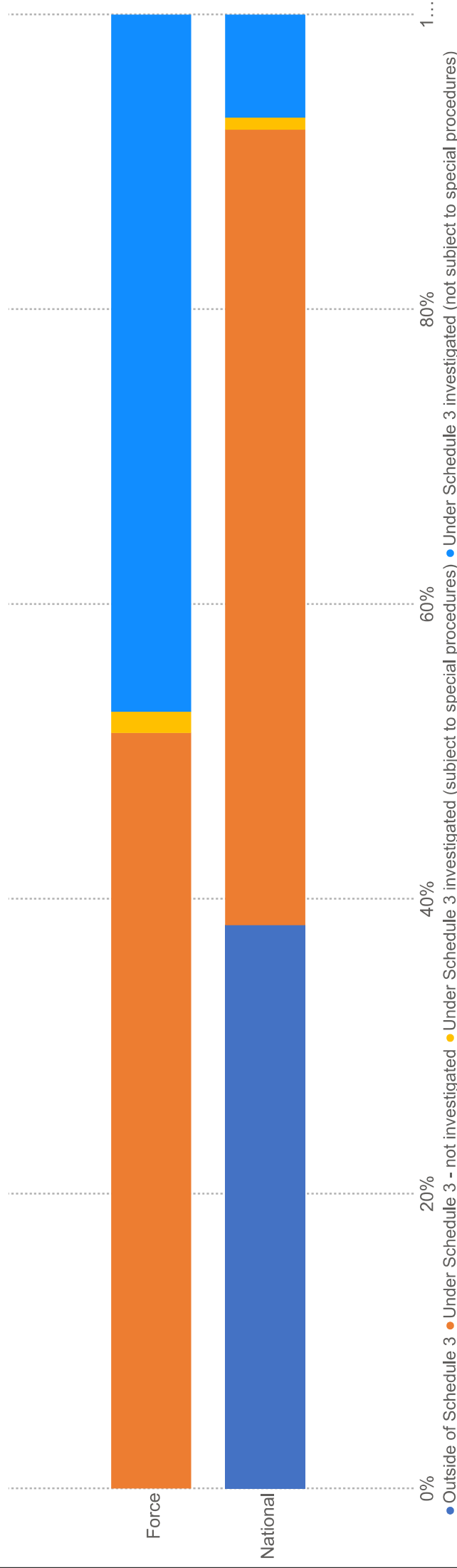
Please refer to our [Guidance on capturing data about police complaints](#) for definitions of categories and factors.

Section A2: how complaint cases and allegations have been handled

Reason complaint case handled under Schedule 3	Force		MSF Average		National	
	No.	%	No.	%	No.	%
Nature of the allegation(s) in the complaint	741	56%	307	33%	5,811	16%
Dissatisfaction after initial handling	5	0%	82	9%	2,889	8%
Complainant wishes the complaint be recorded	569	43%	468	50%	12,440	34%
AA/body responsible for initial handling decides	7	1%	114	12%	15,225	42%

How allegations were handled	Force		MSF Average		National	
	No.	%	No.	%	No.	%
Outside of Schedule 3						
Under Schedule 3 - not investigated	993	51%	805	41%	32,012	38%
Under Schedule 3 investigated (subject to special procedures)	28	1%	1,096	55%	45,205	54%
Under Schedule 3 investigated (not subject to special procedures)	916	47%	12	1%	688	1%
			185	10%	5,845	7%

How allegations were handled



Notes

This section presents the number of complaint cases handled under Schedule 3 of the PRA 2002 and the reasons why. A breakdown of how allegations were handled, including whether they were investigated under Schedule 3 or otherwise than by investigation (not investigated) is also given.

Please note that figures presented in the second table may be under-representing the number of allegations finalised under Schedule 3 and investigated (not subject to special procedures), instead grouping some of these allegations as finalised under Schedule 3 and not investigated. This is because police forces were not able to consistently and accurately collect this data on their systems until the implementation of an upgrade from November 2020.

Section A3.1: complaint cases finalised - timeliness

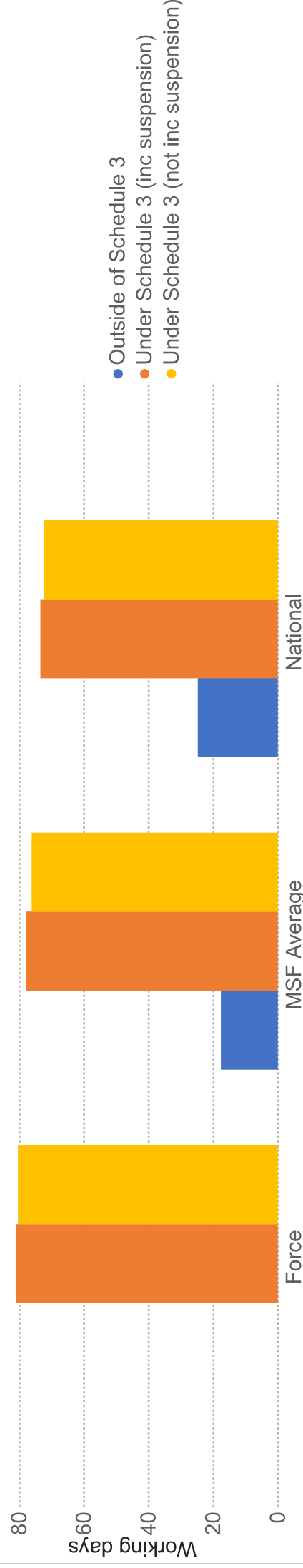
Average number of working days to finalise complaint cases	Force	MSF Average	National
Outside of Schedule 3		18	25
Under Schedule 3 (inc suspension)	81	78	73
Under Schedule 3 (not inc suspension)	80	76	72

Notes

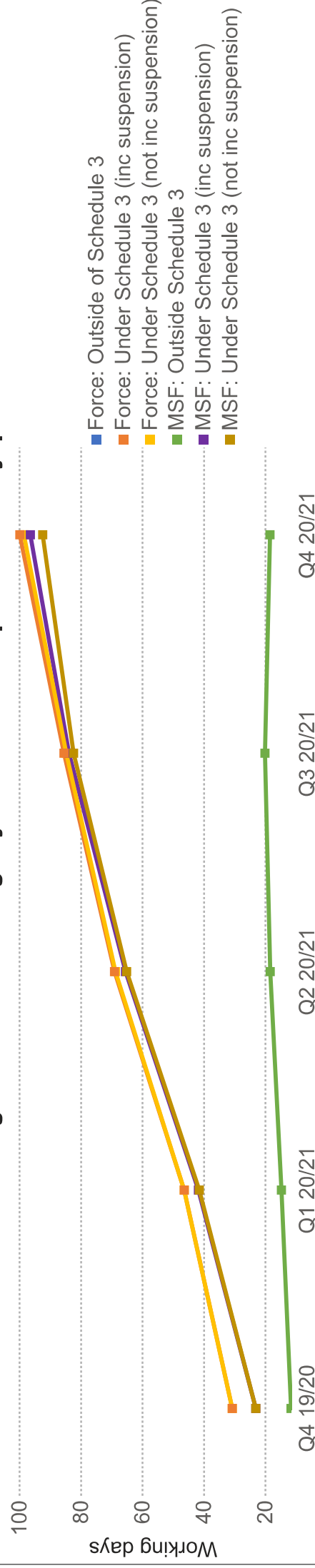
This section shows the time it takes the force to finalise complaint cases from the customer's perspective. It gives a breakdown of the time taken to finalise complaint cases handled outside of Schedule 3 and those that are being handled under Schedule 3 from the date the complaint was made.

Complaint cases with 'invalid dates' have been removed from the data shown. Please refer to the performance framework counting rules and calculations on the [IOPC website](#) for an explanation of invalid dates.

Average number of working days to finalise complaint cases



Average number of working days to finalise complaint cases by quarter



Section A3.2: allegations finalised - how they have been handled and timeliness

How allegations were handled	Force		MSF Average		National	
	No.	%	No.	%	No.	%
Outside of Schedule 3			805	41%	32,012	38%
Under Schedule 3 - not subject to investigation	993	51%	1,096	55%	45,205	54%
Under Schedule 3 - by local investigation	944	49%	197	11%	6,496	8%
Under Schedule 3 - by independent investigation			1	0%	37	0%

Average number of working days to finalise allegations	Force	MSF Average	National
Outside of Schedule 3		14	20
Under Schedule 3 - not subject to investigation	57	55	57
Under Schedule 3 - by local investigation	84	96	106
Under Schedule 3 - by independent investigation		118	130

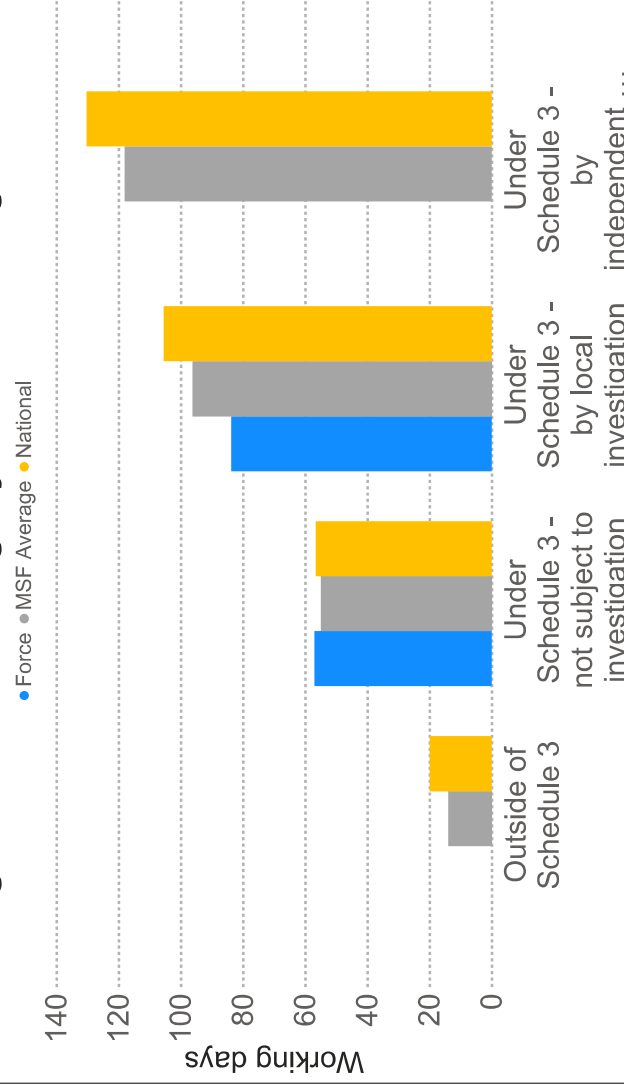
Notes

This section shows the time it takes the force to finalise allegations by how they were handled. It gives a breakdown of allegations handled outside Schedule 3 and those that were handled under Schedule 3, which were either investigated or handled other than by investigation. Timeliness is calculated from the date the allegation was received by the force.

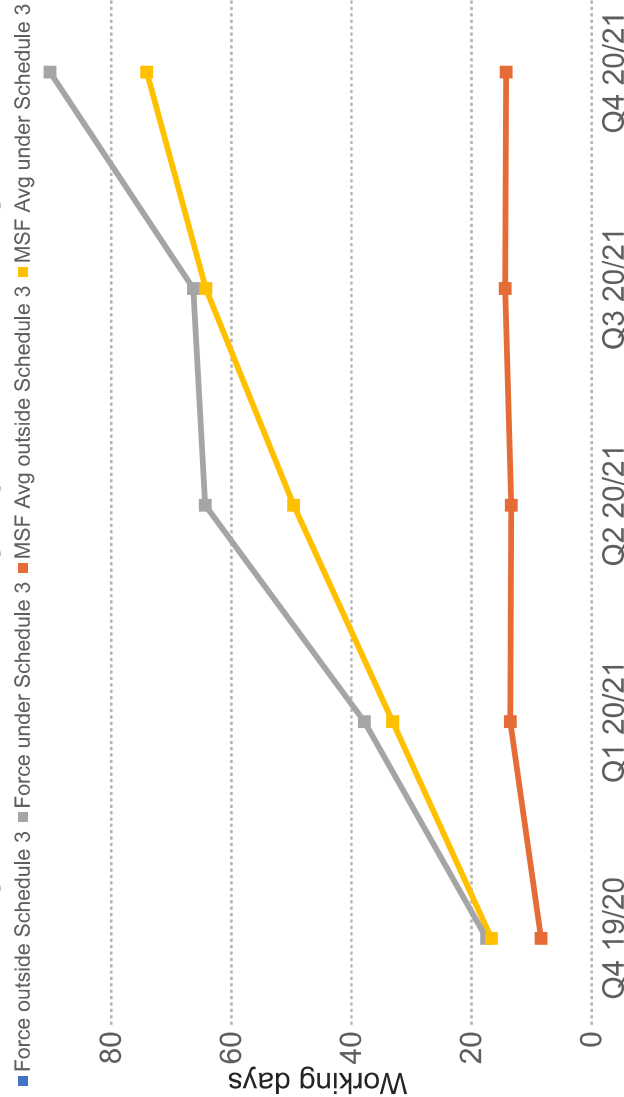
At present, allegations finalised by directed investigations are being included under 'local investigation'. The IOPC is working with force IT suppliers to ensure that reporting on this is possible in the future.

Allegations with 'invalid dates' have been removed from the data shown. Please refer to the performance framework counting rules and calculations on the [IOPC website](#) for an explanation of invalid dates.

Average number of working days to finalise allegations



Average number of working days to finalise allegations



Section A4.1: allegation decisions - by how they were handled

How allegations were handled	Force %	Force No.	National %	National No.
Outside of Schedule 3			38 %	32,011
Under Schedule 3 - not investigated	51 %	993	54 %	45,201
Under Schedule 3 investigated (subject to special procedures)	1 %	28	1 %	688
Under Schedule 3 investigated (not subject to special procedures)	47 %	916	7 %	5,845
Total	100 %	1,937	100 %	83,745

How allegations were handled	Outside of Schedule 3			Under Schedule 3 - not investigated			Under Schedule 3 investigated (subject to special procedures)			Under Schedule 3 investigated (not subject to special procedures)		
	Force %	Force No.	Nat. %	Force %	Force No.	Nat. %	Force %	Force No.	Nat. %	Force %	Force No.	Nat. %
Allegation decision												
No further action				21 %	209	14 %			1 %	10	8 %	10 %
Regulation 41 applies						0 %			0 %	2		0 %
Service provided - unable to determine				2 %	18	4 %			1 %	4	3 %	3 %
Service provided - not acceptable				6 %	56	11 %			1 %	10	11 %	10 %
Service provided - acceptable			0 %	57 %	570	66 %		5	14 %	99	67 %	73 %
Not Resolved			6 %									
Resolved			94 %									
No Case to Answer								21	59 %	403		
Case to Answer								1	20 %	136		
Withdrawal				14 %	140	5 %		1	3 %	24	11 %	4 %
Total			38 %	51 %	993	54 %	45,201	28	1 %	688	47 %	7 %

Notes

This section presents information about the decisions being given on allegations. An allegation decision is logged for each allegation finalised.

The allegation decision reflects how the complaint case has been handled, with different decisions available for the different means of handling. Both the allegation decisions and the subsequent actions available will depend on two things: firstly, whether the complaint case has been handled outside or under Schedule 3; and secondly, the means of handling where it has been dealt with under Schedule 3.

Please note that figures presented may be under-representing the number of allegations finalised under Schedule 3 and investigated (not subject to special procedures), instead grouping some of these allegations as finalised under Schedule 3 and not investigated. This is because police forces were not able to consistently and accurately collect this data on their systems until the implementation of an upgrade from November 2020.

Please refer to our [Guidance on capturing data about police complaints](#) for details of allegation decisions.

Section A4.2: allegation decisions – by what was complained about (category)

Allegation decisions	Allegation category											Total
	Delivery of duties and service	Police powers, policies and procedures	Handling of or damage to property/premises	Access and/or disclosure of information	Use of police vehicles	Discriminatory behaviour	Abuse of position/corruption	Individual behaviours	Sexual conduct	Discreditable conduct	Other	
No further action	103	48	3	16	20	7	44	31	3	5	4	284
Service provided - unable to determine	3	11	2	3	1	4		20	1	1		46
Service provided - not acceptable	73	28	11	12		1	1	28			1	155
Service provided - acceptable	337	394	49	66	11	50	31	233	2	3	15	1,191
No Case to Answer	1	11				1		7			1	21
Case to Answer		1										1
Withdrawal	80	74	12	7	1	5	5	46	3	2	4	239

Notes

This section presents information about allegations finalised grouped by the allegation decision and the category selected on each allegation. Each allegation has a single category selected.

Police complaints information bulletin

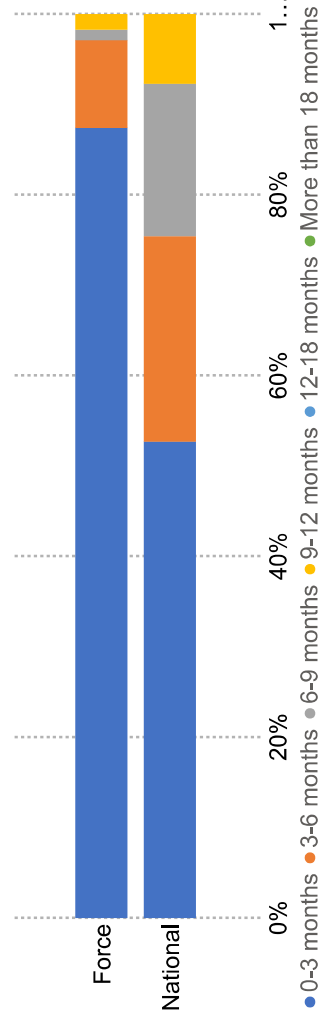
Reporting Period: 01 April 2020 - 31 March 2021 (Q4 2020/21)



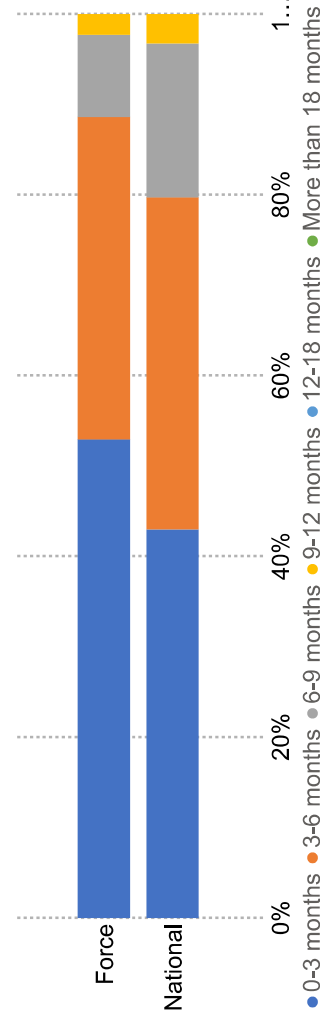
Appropriate Authority: Northumbria

Section B1: investigations (all investigation types) - timeliness

Investigations active for...	Force	MSF Average	National
0-3 months	87%	61%	53%
3-6 months	10%	21%	23%
6-9 months	1%	27%	17%
9-12 months	2%	9%	8%
12-18 months			
More than 18 months			



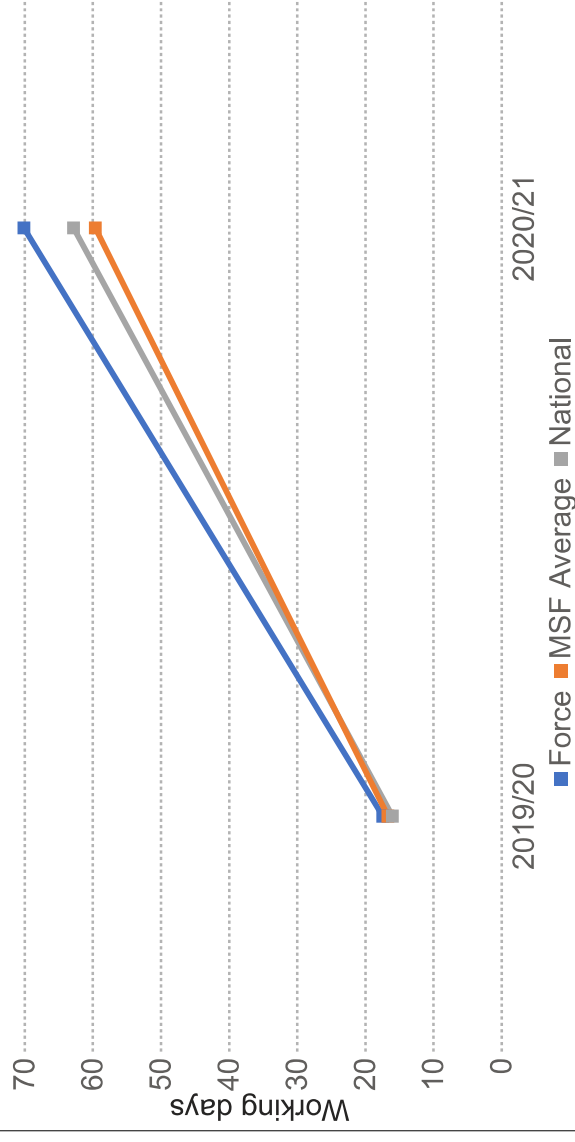
Investigations completed in...	Force	MSF Average	National
0-3 months	53%	48%	43%
3-6 months	36%	41%	37%
6-9 months	9%	19%	17%
9-12 months	2%	4%	3%
12-18 months			
More than 18 months			



Allegations finalised by investigation (all types) - timeliness

Average number of working days	Year allegation finalised	
	2019/20	2020/21
Force	17	70
MSF Average	17	60
National	16	63

Average number of working days to finalise allegations by investigation



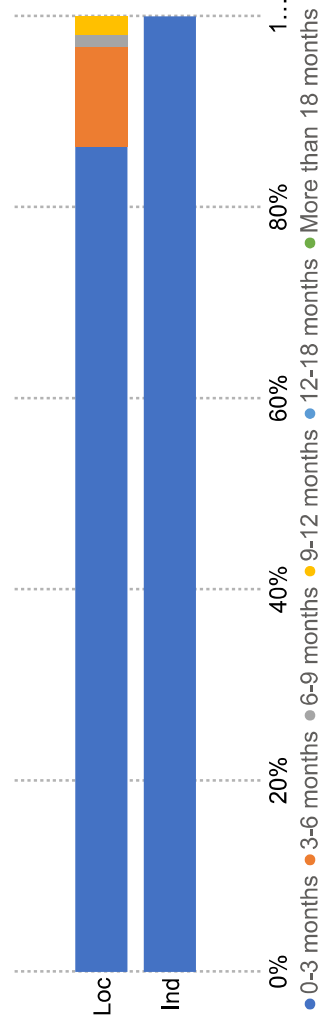
Notes

This section presents information about complaints handled under Schedule 3 that are investigated. It covers complaint cases investigated by both the force and the IOPC. The data shows how long investigations have been open (active) at the end of the period being reported. Also, the time it takes for allegations that have been investigated to be finalised.

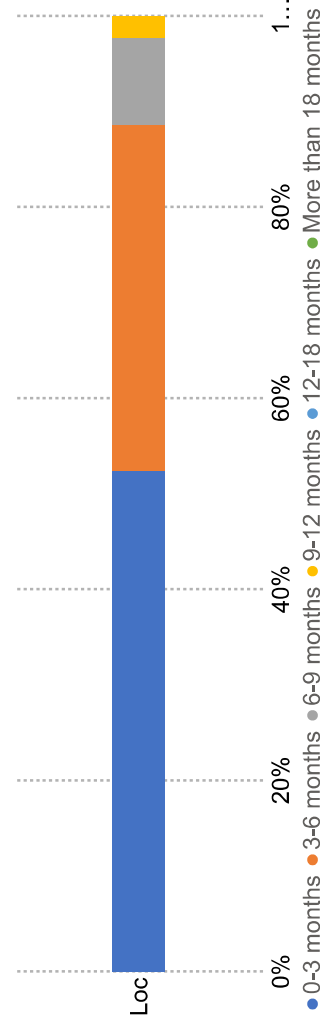
Allegations with 'invalid dates' have been removed from finalised timeliness. Please refer to the performance framework counting rules and calculations on the [IOPC website](https://www.iopc.gov.uk) for an explanation of invalid dates.

Section B2: investigations (by type of investigation) - timeliness

Investigations active for...	Loc	Ind	All
0-3 months	86 %	100 %	87 %
3-6 months	10 %		10 %
6-9 months	1 %		1 %
9-12 months	2 %		2 %
12-18 months			
More than 18 months			



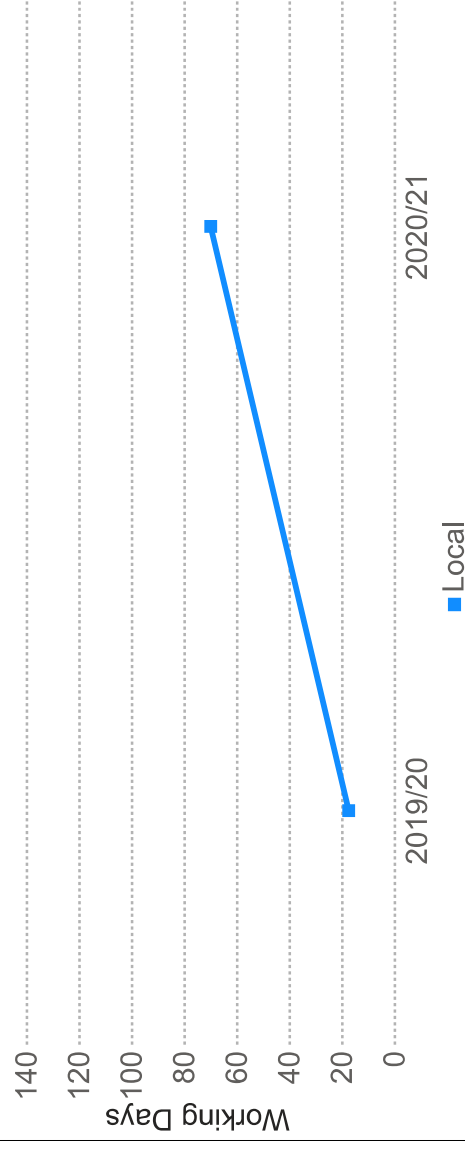
Investigations completed in...	Loc	All
0-3 months	53 %	53 %
3-6 months	36 %	36 %
6-9 months	9 %	9 %
9-12 months	2 %	2 %
12-18 months		
More than 18 months		



Allegations finalised by investigation - timeliness

Average number of working days	Year allegation finalised	
	2019/20	2020/21
Local	17	70
Independent		
All	17	70

Average number of working days to finalise allegations by type of investigation



Notes

This section presents information about complaint cases handled under Schedule 3 that are investigated, by the type of investigation. It covers complaint cases investigated by both the force and the IOPC.

The data shows how long investigations have been open (active) at the end of the period being reported. Also, the time it takes for allegations that have been investigated to be finalised by the type of investigation. At present, allegations finalised by directed investigations are being included under 'local investigation'. The IOPC is working with force IT suppliers to ensure that reporting on this is possible in the future.

Allegations with 'invalid dates' have been removed from finalised timeliness. Please refer to the performance framework counting rules and calculations on the [IOPC website](#) for an explanation of invalid dates.

Police complaints information bulletin

Reporting Period: 01 April 2020 - 31 March 2021 (Q4 2020/21)

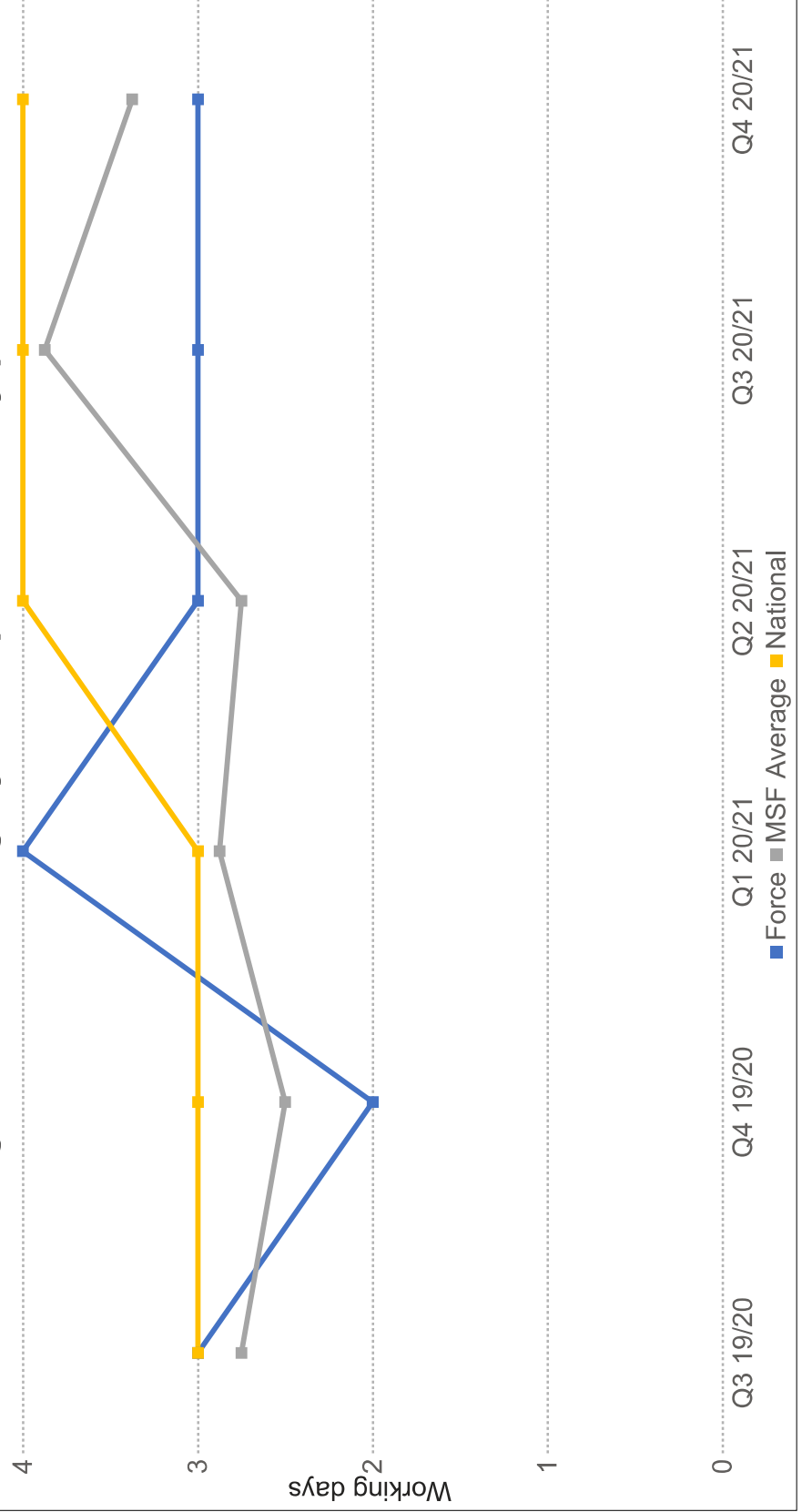
Appropriate Authority: Northumbria



Section C: referrals

	Force	Force %	MSF Average	MSF Average %	National	National %
Number referrals received	99		99		4,542	
Number referrals completed	101		99		4,546	
Decision: Independent Investigation	7	7%	11	10%	577	13%
Decision: Directed Investigation	0	0%	1	2%	47	1%
Decision: Local Investigation	54	53%	56	55%	2,712	60%
Decision: Return to Force	39	39%	30	31%	1,153	25%
Decision: Invalid	1	1%	1	1%	28	1%

Average number of working days to complete referrals by quarter



Notes

The figures presented in this section include all referrals that the force makes to the IOPC (received), not just those arising from complaints.

When the IOPC receives a referral from the force, it reviews the information they have provided. The IOPC decides whether the matter requires an investigation, and the type of investigation.

Referrals may have been completed in a different period to when they were received.

Where a referral is made by the force on a mandatory basis but does not meet the mandatory referral criteria, the matter may not fall within the IOPC's remit to assess and will be determined invalid.

The sum of decisions may not match the number of referrals completed. This is because some matters referred may have come to the attention of the appropriate authority before 1 February 2020 and have investigation type decisions of either managed or supervised.

Police complaints information bulletin

Reporting Period: 01 April 2020 - 31 March 2021 (Q4 2020/21)



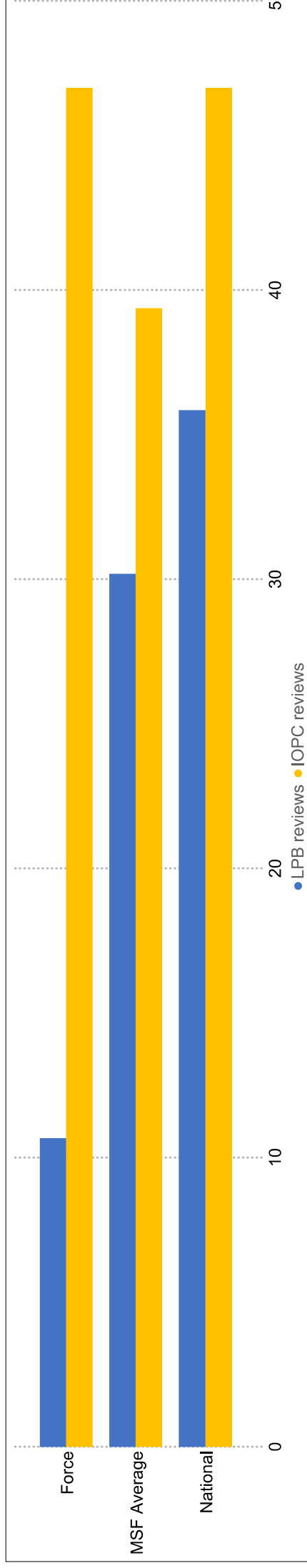
Appropriate Authority: Northumbria

Section D1: reviews received

	Complaint cases finalised under Schedule 3	Reviews received	Reviews received as proportion of complaint cases finalised under Schedule 3	Number LPB reviews received - investigation	Number LPB reviews received - non-investigation	Number IOPC reviews received - investigation	Number IOPC reviews received - non-investigation
Force	920	204	22%	73	57	46	28
MSF Average	623	143	26%	14	92	16	21
National	23,243	5,371	23%	1,156	3,246	478	491

Section D2: reviews timeliness

	Force	MSF Average	National
Average number of working days to complete Local Policing Body reviews	11	30	36
Average number of working days to complete IOPC reviews	47	39	47



Notes

Where a complaint has been recorded under Schedule 3 to the *Police Reform Act 2002*, the complainant has a right to apply for a review. A person can apply for review if they are unhappy with the way their complaint was handled, or with the outcome. This applies whether the complaint has been investigated by the appropriate authority or handled otherwise than by investigation (non-investigation). The application for a review will be considered either by the local policing body or the IOPC; the relevant review body depends on the circumstances of the complaint.

This section presents information about applications for review handled by both local policing bodies and the IOPC.

Information about the right of review and who is the relevant review body is available in [chapter 18 of the IOPC's Statutory Guidance on the police complaints system \(February 2020\)](#).

Reviews with 'invalid dates' have been removed from reviews timeliness. Please refer to the performance framework counting rules and calculations on the IOPC website for an explanation of invalid dates.

Police complaints information bulletin

Reporting Period: 01 April 2020 - 31 March 2021 (Q4 2020/21)

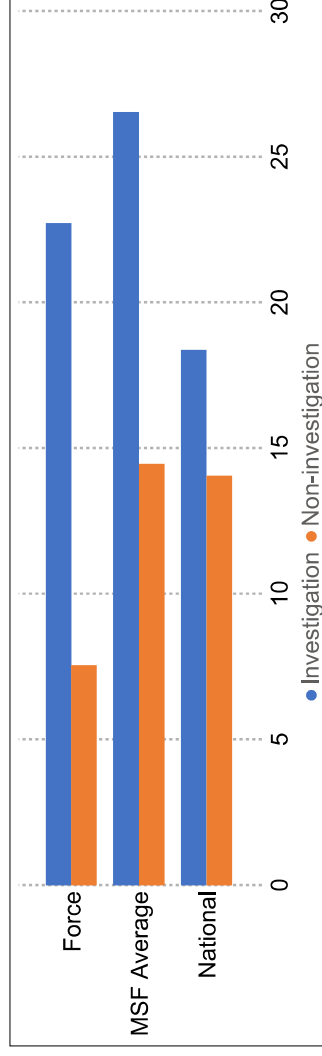


Appropriate Authority: Northumbria

Section D3: decisions on reviews

% LPB reviews found complaint case outcome not reasonable and proportionate

	Force	MSF Average	National
Investigation	23	27	18
Non-investigation	8	14	14

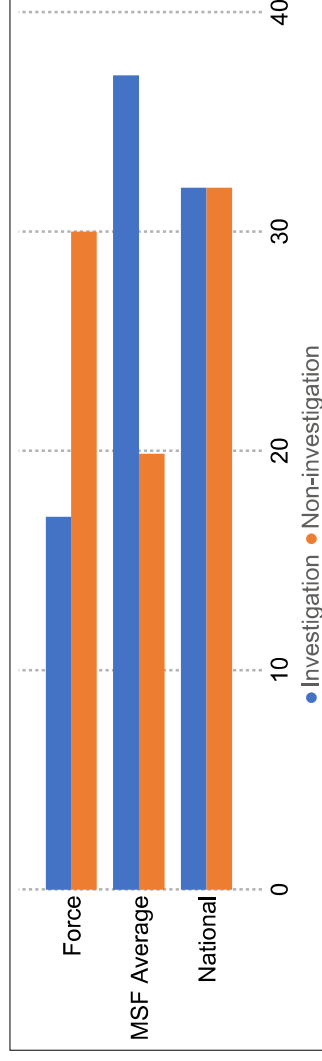


% LPB reviews resulting in...

	Force	MSF Average	National
Recommendation made			
Extra work commissioned			

% IOPC reviews found complaint case outcome not reasonable and proportionate

	Force	MSF Average	National
Investigation	17	37	32
Non-investigation	30	20	32



% IOPC reviews resulting in...

	Force	MSF Average	National
Recommendation made	0	0	0
Direction	14	20	23
Extra work commissioned	0	1	1

Notes

This section presents information about the decisions made on reviews by local policing bodies and the IOPC. It includes the proportion of reviews where the relevant review body found the outcome of the complaint was not reasonable and proportionate and those that resulted in a recommendation and, if necessary, a direction to the appropriate authority in respect of any person serving with the police.

The percentage of reviews the relevant review body determines to be not reasonable and proportionate excludes any reviews that were deemed invalid. Invalid reviews may, for example, include applications that were made outside of the 28 day period to submit an application.

Where the IOPC does not have enough information to decide on a review of a police force investigation, they are able to request that the force undertakes further work to gather additional evidential material. This is known as commissioning further work. The proportion of reviews completed where additional work was commissioned are shown in this section.

Section E1.1: allegation actions - on complaint cases handled outside of Schedule 3

Actions following outside of Schedule 3 complaint cases	Force		MSF Average		National	
	No.	%	No.	%	No.	%
Learning from Reflection			16	1%	205	1%
No further action			256	43%	8793	31%
Explanation			244	32%	11617	41%
Debrief			34	4%	470	2%
Apology			48	6%	2000	7%
Goodwill gesture			6	1%	144	1%
Policy review			2	0%	54	0%
Individual learning			13	1%	722	3%
Organisational learning			7	1%	235	1%

Notes

This section presents information about what happened as a result of the allegation (action). Actions are captured at allegation level and multiple actions can be selected, where appropriate, on single allegation. The figures shown in this section are based on allegations on finalised complaint cases that resulted in the corresponding action. As more than one action can be selected for a single allegation, the sum of all percentages will not equal 100%.

The actions available once an allegation is finalised depend on how the complaint case has been handled. Please refer to our [Guidance on capturing data about police complaints](#) for details of actions available.

Please note: not all of the available actions arising from the complaint handling are shown. The actions presented in this section are those that focus on putting an issue right and preventing it from happening again by encouraging those involved to reflect on their actions and learn.

Section E1.2: allegation actions - on complaint cases handled under Schedule 3

Actions following Schedule 3 complaint cases	Force		MSF Average		National	
	No.	%	No.	%	No.	%
Organisational learning	9	1%	9	2%	456	2%
Individual learning	2	0%	22	3%	1218	5%
Policy review			5	1%	48	0%
Goodwill gesture			2	0%	21	0%
Apology	2	0%	24	4%	890	4%
Debrief			6	1%	183	1%
Explanation			228	37%	5602	24%
Misconduct proceedings			1	1%	18	0%
Unsatisfactory Performance Procedure (UPP)					6	0%
No further action	792	86%	319	52%	13279	57%
Other action	3	0%	9	1%	341	1%
Other actions following a case to answer decision			1	0%	7	0%
Referral to RPRP	31	3%	25	4%	815	4%

Notes

This section presents information about what happened as a result of the allegation (action). Actions are captured at allegation level and multiple actions can be selected, where appropriate, on single allegation. The figures shown in this section are based on allegations on finalised complaint cases that resulted in the corresponding action. As more than one action can be selected for a single allegation, the sum of all percentages will not equal 100%.

The actions available once an allegation is finalised depend on how the complaint case has been handled. Please refer to our [Guidance on capturing data about police complaints](#) for details of actions available.

Please note: not all of the available actions arising from the complaint handling are shown. The actions presented in this section are those that focus on putting an issue right and preventing it from happening again by encouraging those involved to reflect on their actions and learn.

Police complaints information bulletin

Reporting Period: 01 April 2020 - 31 March 2021 (Q4 2020/21)



Appropriate Authority: Northumbria

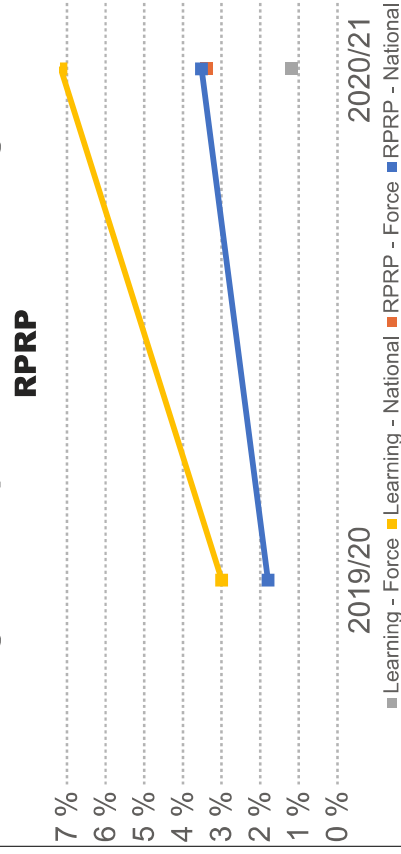
Section E2: focus on RPRP, UPP, misconduct and criminal outcomes (for complaint cases handled under Schedule 3)

RPRP and learning

Number of complaint cases resulting in below actions	2019/20	2020/21
<input type="checkbox"/> Learning		
Force		11
National	10	1661
<input type="checkbox"/> RPRP		
Force		31
National	6	815

Percentage of complaint cases resulting in below actions	2019/20	2020/21
<input type="checkbox"/> Learning		
Force		1%
National	3%	7%
<input type="checkbox"/> RPRP		
Force		3%
National	2%	4%

Percentage of complaint cases resulting in learning or RPRP



RPRP, UPP, misconduct and criminal

Percentage of complaint cases resulting in below actions	Force		MSF Average		National	
	No.	%	No.	%	No.	%
<input type="checkbox"/> UPP					6	0%
Misconduct hearing					3	0%
Misconduct meeting			1	1%	15	0%
RPRP	31	3%	25	4%	815	4%

Notes

This section focusses on what happened as a result of the complaint case (action) in relation to RPRP, UPP, and a case to answer for misconduct.

Actions are captured at allegation level and multiple actions can be selected, where appropriate, on a single allegation. The figures shown in this section are based on allegations on finalised complaint cases that resulted in the corresponding action. As more than one action can be selected for a single allegation, the sum of all percentages will not equal 100%. More than one UPP, RPRP, misconduct meeting and misconduct hearing can result from a single allegation, therefore the numbers shown do not represent the number of these processes which occurred in the period.

Police complaints information bulletin

Reporting Period: 01 April 2020 - 31 March 2021 (Q4 2020/21)

Appropriate Authority: Northumbria

Notes

Data sources

- Complaint cases data is taken from XML data submissions made by forces to the IOPC every quarter.
- IOPC performance data is taken from the IOPC case management system.
- Police force employee numbers are taken from the latest [police workforce England and Wales statistics](#) published by the Home Office.
- The most similar force (MSF) groups used for the calculation of the MSF averages in this bulletin are those determined by the Home Office. Please note that the British Transport Police and City of London Police do not have an MSF group. A list of the MSF groups is available on the [IOPC website](#).

Performance Framework counting rules and calculation

- The counting rules and calculations used to produce the data shown in this bulletin can be found on the [IOPC website](#).
- Average times are presented in working days and do not include weekends or bank holidays.
- Some percentages may add up to more or less than 100% due to rounding.
- Complaint cases and allegations with invalid start/end dates have been removed from average time calculations. Therefore, the numbers of complaint cases and allegations used in the average time calculations may be lower than the total number of complaint cases and allegations logged or finalised.

Data constraints

- The data is sourced from live case management systems and provides a snapshot of information as it was at that time. Therefore, there may be variances between the information in this bulletin and information reported at a later date.

Further Information

- A glossary providing a full list of definitions used in this bulletin, can be found on the [IOPC website](#).
- Additional information about the recording of police complaints, including the definitions of the complaint categories, can be found in appendix A of the IOPC's [Guidance on capturing data about police complaints](#).
- Information about how the police complaints system operates, who can complain and how reviews are dealt with can be found in the IOPC's [Statutory Guidance on the police complaints system \(February 2020\)](#).

Police complaints information bulletin

Reporting Period: 01 April 2020 - 31 March 2021 (Q4 2020/21)

Appropriate Authority: Northumbria

Acronyms used in this bulletin

Force – year to date force numbers

IOPC – Independent Office for Police Conduct

Inc. – including

Ind – independent investigation

Loc – local investigation

LPB – local policing body

MSF – most similar force

Nat. – National

No. – number

PRA – the *Police Reform Act 2002*

RPRP – reflective practice review process

UPP – unsatisfactory performance procedure